

Symbolic Representation  
of the  
GENERALIZED

(in Time)

# ELECTRIC WAVE

© 1985

by Eric Dollard



P.O. BOX 429 ★ GARBERVILLE, CA 95440-0429 ★ U.S.A.

## INTRODUCTION

"Nature has stored up in the universe infinite energy. The eternal recipient and transmitter of this infinite energy is the ether. The recognition of the existence of ether, and of the functions it performs, is one of the most important results of modern scientific research... It has been for the enlightened student of physics what the understanding of the mechanism of the firearm or of the steam engine is for the barbarian..." Nikola Tesla

The fundamental problem with electricity and electrical engineering is that no one really knows what electricity is. Many theories are bandied about on how electricity works. The understanding of Tesla implies the understanding of what electricity is. The phenomena of electrical waves in Tesla coils is sometimes explained in the terms of theoretical physics and this is a misnomer. Electricity is a property of the ether. "Modern" physics denies the existence of the ether and has virtually denied the existence of electricity.

This publication is a preliminary attempt at a symbolic representation of electrical waves. It serves as a continuation of the works of Charles Proteus Steinmetz, the man hired by General Electric to decipher the Tesla patents. The language taking form here uses simple algebra and avoids advanced math such as calculus. The purpose of this language is to provide a more complete understanding of the phenomenon of electrical waves. The discoveries of Nikola Tesla can now be understood as being practical and applicable to our present situation.

Present electrical theory comprises of two quadrants out of the four quadrants presented by author Eric Dollard in this paper. This four quadrant pattern is a primal glyph of the formative forces of our present experiential reality and can be seen in such ancient patterns as the Mandala and Medicine Wheel. The four quadrant pattern represents the flow of growth and decay. The quadrants of decay are prominent in our presently accepted theories. Consumption without regeneration is the pattern of our present society and this has brought our world off balance.

The quadrants of growth are denied to us by the 'media event' that our lives have become. What we are programmed to do is to 'consume more NOW' without ever really knowing or caring where everything comes from or where all the waste goes to. We have to pay for everything, electricity being a constantly running bill. Free electricity is contained in the quadrants of growth. Unless people strive for freedom in all matters we will always be held in the thralldom of large conglomerates of profiteers.

Austrian scientist Viktor Schauberger has provided us with a basis for the understanding of the unbalanced condition of the earth. His work shows that our whole technology is based on the patterns of decay. Detrimental forces are enveloping us and the media promotes more consumption. Automobiles, power generating plants, jet airplanes, etc. are all based on explosive forces to power them. These forces promote pollution and mechanical wear. Schauberger provided us with the insight to use the natural forces of implosion to provide us with our present energy needs. Implosion technology is non-polluting and powerful. The beneficial technologies presented by Schauberger hold the key to saving our world. He provided us with the other half of the energy equation in his areas of understanding.

Eric Dollard is now providing us with the language for understanding how to use electrical technology in a beneficial manner. As Viktor Schauberger before him he takes a monumental task in hand. It is the eternal battle of life versus death, in this case it is a matter of the survival of Mother Earth. We need to apply Dollard's work as soon as we can. It is left to you, the reader, to make some noise in this matter and see if you can't wake up a few people along the way.



Tom Brown  
Director,  
Borderland Sciences  
Research Foundation  
March 28, 1986

(A) INTRODUCTION TO UNITS IN TIME.

1) A FUNDAMENTAL QUANTITY OF ELECTRICAL ENGINEERING IS THE ENERGY, OFTEN KNOWN AS THE WORK, OF THE ELECTRIC SYSTEM. THIS QUANTITY IS COMMONLY KNOWN AS THE KILOWATT-HOUR IN PRACTICAL APPLICATIONS, AND AS THE WATT-SECOND IN THEORETICAL APPLICATIONS. THE DIMENSIONS OF ELECTRIC ENERGY IS GIVEN BY

$$W = \gamma \phi F.$$
$$= \frac{\gamma \phi}{T_0} \quad \text{WATT-SEC} \quad (i)$$

WHERE

$W$ , WORK OR ENERGY IN WATT-SEC.

$\gamma$ , TOTAL DIELECTRIC FLUX, IN LINES, CONTAINED IN THE ELECTRIC SYSTEM.

$\phi$ , TOTAL MAGNETIC FLUX, IN LINES, CONTAINED IN THE ELECTRIC SYSTEM.

$F_0$ , FREQUENCY OF ENERGY PULSATION, C.P.S.

$T_0$ , PERIOD OF ENERGY PULSATION, IN SECONDS.

THE DIMENSION,  $T_0$  IS OFTEN A COMPLEX QUANTITY.

THE QUANTITIES,  $\psi$  AND  $\phi$ , REPRESENT THE BASIC COMPONENTS OF ELECTRIC ENERGY. THE TIME RATE OF THE PRODUCTION OR CONSUMPTION OF THESE FLUXES ARE REPRESENTED BY THE RELATIONS

$$E = \phi / t, \quad \text{LINES PER SECOND} \quad (2)$$

(VOLTS)

$$I = \psi / t, \quad \text{LINES PER SECOND} \quad (3)$$

(AMPERES)

EQUATION (2) IS THE LAW OF ELECTROMAGNETIC INDUCTION. THE COMPLEMENTARY EQUATION (3) IS THE LAW OF DIELECTRIC INDUCTION.<sup>1, 2</sup>

COMBINING EQUATION (2) WITH EQUATION (3) AND SUBSTITUTING THE TIME RELATION

$$2 t, t_2 = T_1^2$$

AND

$$T_1^2 = T_0 t$$

GIVES

$$E \cdot I = \frac{\psi \phi}{T_1^2} = P \quad \text{VOLTAMPERES} \quad (4)$$

(WATTS)

THIS QUANTITY,  $P$ , IS KNOWN AS THE POWER OF THE ELECTRIC SYSTEM. SUBSTITUTION OF EQUATION (1) INTO EQUATION (4) GIVES

$$P = W/t \quad \text{WATT} \cdot \text{SEC} / \text{SEC} \quad (1)$$

(WATT · SEC)

HENCE, THE POWER OF AN ELECTRIC SYSTEM IS THE TIME RATE OF ENERGY PRODUCTION OR CONSUMPTION.

TAKING THE RATIO OF EQUATION (2) AND EQUATION (3), AND SUBSTITUTING

$$t_1 / t_2 = 1, \text{ A DIMENSIONLESS UNIT}$$

GIVES

$$\frac{E}{I} = \frac{\phi}{\gamma} = Z \quad \text{VOLTS PER AMPERE} \quad (2)$$

(OHM)

THIS QUANTITY,  $Z$ , IS KNOWN AS THE CHARACTERISTIC IMPEDANCE OF THE ELECTRIC SYSTEM, AND EXPRESSES THE RATIO OF MAGNETIC FLUX TO DIELECTRIC FLUX, WITHIN THE SYSTEM.

a) SINCE THE DIMENSION OF TIME IS A FUNDAMENTAL DIMENSION IN THE IMPORTANT ELECTRIC QUANTITIES, VOLTS, AMPERES, WATTS, IT IS OF INTEREST TO INVESTIGATE ITS PROPERTIES IN RELATION TO ELECTRIC PHENOMENA,

ENGINEERING  
AND ITS REPRESENTATION IN ELECTRIC CALCULATIONS.

THE VARIATION OF AN ELECTRIC QUANTITY,  $U$ , WITH RESPECT TO TIME IS USUALLY EXPRESSED AS

$$\frac{d^n U}{dt^n} = \gamma_c^n \text{ UNITS/SEC}^n \quad (7)$$

THIS IS KNOWN AS A DIFFERENTIAL OPERATION. SINCE THE PROPERTIES OF THIS TYPE OF REPRESENTATION ARE QUITE ABSTRACT AND POSSESS A GENERALITY BEYOND THAT REQUIRED FOR ENGINEERING CALCULATION. IT IS DESIRABLE TO DEVELOP A FORM OF SYMBOLIC REPRESENTATION MORE SUITED FOR ENGINEERING CALCULATIONS. ONE SUCH SYMBOLIC EXPRESSION THAT HAS FOUND EXTENSIVE APPLICATION IN ALTERNATING CURRENT CALCULATIONS IS <sup>3,4</sup>

$$\gamma_c = j\omega \text{ RADIAN/SEC} \quad (8)$$

WHERE

$$j = \sqrt{-1}$$

$$\omega = 2\pi F$$

THE FACTOR  $j$  IS KNOWN AS THE IMAGINARY UNIT.

THE EXACT NATURE & ORIGIN OF THIS SYMBOL IS A MYSTERY TO MOST ENGINEERS AND EXPLANATION AS TO HOW AN IMAGINARY NUMBER REPRESENTS REAL PHENOMENA IS SELDOM GIVEN.<sup>5</sup>

THE DEMYSTIFICATION OF THIS SYMBOL AND THE EXTENSION OF SUCH SYMBOLISMS TO ELECTRIC PHENOMENA IN GENERAL IS THE OBJECT OF THIS PAPER.

3) IN THE STUDY OF ELECTRIC PHENOMENA, ATTENTION IS USUALLY FOCUSED ON ONLY TWO FORMS OF ELECTRIC WAVES, THOSE OF ALTERNATING CURRENT (A.C.) & CONTINUOUS, OR DIRECT, CURRENT (D.C.). WHILE THESE FORMS ARE REPRESENTATIONS OF THE COMMERCIAL APPLICATION OF ELECTRIC ENERGY, THEY ONLY REPRESENT SPECIAL STEADY STATE CASES.

IT IS KNOWN THAT DURING SWITCHING OPERATIONS, AND IN THE PROCESS OF MODULATION, OTHER FORMS OF ELECTRIC WAVES APPEAR DUE TO ENERGY READJUSTMENT WITHIN THE ELECTRIC SYSTEM. THESE WAVES ARE KNOWN AS ELECTRIC TRANSIENTS.

THEORETICAL UNDERSTANDING OF THESE PHENOMENA IS USUALLY QUITE VAGUE. THESE TRANSIENTS GIVE RISE TO A NEW PAIR OF WAVEFORMS, THE OSCILLATING CURRENTS (O.C.) AND IMPULSE CURRENTS. THUS, IN GENERAL, THE VARIATION OF ELECTRIC QUANTITIES WITH RESPECT TO TIME MAY BE






Fig. 48B. — cd10049. — Oscilloscope of High-frequency Oscillation Preceding Low-frequency Oscillation of Compound Circuit Caused by Switching 154 miles of 100,000 Volts Transmission Line and Step-down Transformer off another 154 Miles of 100,000 Volts Line; High-tension Switching.




Fig. 49. — cd10036. — Oscilloscope of Oscillation of Compound Circuit Consisting of 154 Miles of 100,000 Volts Line and Step-up Transformer; Connecting and Disconnecting by Low-tension Switches. High-tension Current and Low-tension Voltage.


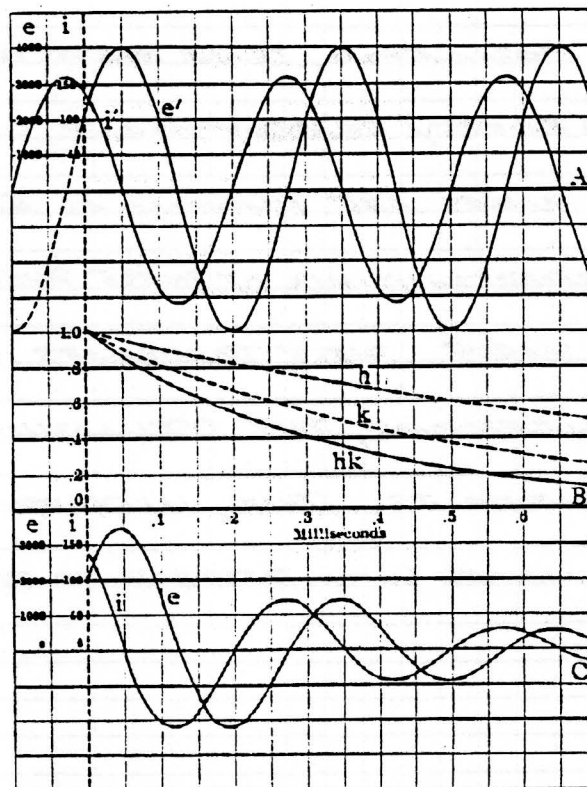


Fig. 51. — cd11145. — Reproduction of Oscilloscope of Propagation of Impulse Over Transmission Line; no Reflection. Voltage.



6

DIVIDED INTO FOUR DISTINCT CATEGORIES;

- 1) CONTINUOUS CURRENTS (D.C.) - TIME FUNCTION  $\omega = \text{ZERO}$ .
- 2) ALTERNATING CURRENTS (A.C.) - TIME FUNCTION, RADIAN/S/SECOND.
- 3) IMPULSE CURRENTS (I.C.) - TIME FUNCTION, NEPER/S/SECOND.
- 4) OSCILLATING CURRENTS (O.C.) - TIME FUNCTION, NEPER-RADIAN/S/SEC.

THE <sup>CONTINUOUS</sup> CURRENTS REPRESENT THE CONTINUOUS TIME INVARIANT, OR SCALAR, COMPONENT OF THE GENERALIZED ELECTRIC WAVE. THE ALTERNATING CURRENTS REPRESENT THE CONTINUOUS CYCLIC VARIATION COMPONENT OF THE WAVE. THE IMPULSE CURRENTS REPRESENT THE DISCONTINUOUS OR ACYCLIC COMPONENT OF THE WAVE. THE OSCILLATING CURRENTS REPRESENT ALTERNATING CURRENTS THAT GROW OR DECAY WITH RESPECT TO TIME, THUS BEING A COMBINATION OF CYCLIC & ACYCLIC VARIATION

- 4) THE CONTINUOUS CURRENT CAN BE RESOLVED INTO A PAIR OF SUPERIMPOSED IMPULSE CURRENTS, ONE IMPULSE GROWING IN AMPLITUDE WITH RESPECT TO TIME, REPRESENTING THE PRODUCTION OF ELECTRIC ENERGY, THE OTHER IMPULSE DECAYING IN AMPLITUDE WITH RESPECT TO TIME, REPRESENTING THE CONSUMPTION OF ELECTRIC ENERGY. IF THE TWO RATES ARE EQUAL & OPPOSITE, AND THE TWO AMPLITUDES UNEQUAL, THE RESULTANT WAVE

IS A DIRECT OR CONTINUOUS CURRENT. LIKEWISE, AN ALTERNATING CURRENT CAN BE RESOLVED INTO A PAIR OF SUPERIMPOSED OSCILLATING CURRENTS, ONE OSCILLATION GROWING IN AMPLITUDE WITH RESPECT TO TIME, REPRESENTING THE PRODUCTION OF ELECTRIC ENERGY, THE OTHER OSCILLATION DECAYING IN AMPLITUDE WITH RESPECT TO TIME, REPRESENTING THE CONSUMPTION OF ELECTRIC ENERGY. IF THE TWO RATES ARE EQUAL & OPPOSITE, AND THE TWO AMPLITUDES UNEQUAL, THE RESULTING WAVE IS AN ALTERNATING CURRENT.

### (B) REPRESENTATION OF ALTERNATING ELECTRIC WAVES

1) THE METHOD MOST COMMONLY EMPLOYED FOR THE REPRESENTATION OF ALTERNATING ELECTRIC WAVES IS KNOWN AS THE GRAPHICAL METHOD OF REPRESENTATION. OTHER NAMES FOR THIS METHOD ARE THE PHASOR DIAGRAM & VECTOR DIAGRAM. DESPITE THE APPARENT SIMPLICITY OF THIS FORM OF REPRESENTATION IT OFTEN BECOMES TOO COMPLICATED FOR APPLICATION TO PRACTICAL SITUATIONS INVOLVING MANY QUANTITIES.

ANOTHER COMMON METHOD IS THE TRIGONOMETRIC FORM OF REPRESENTATION. THIS METHOD, WHILE BEING MORE

8

SUITED FOR CALCULATING PURPOSES, IS ALSO COMPLEX. ADDITIONALLY, THE TRIGONOMETRIC FUNCTIONS POSSESS A SOMEWHAT MYSTICAL CHARACTER IN THE MINDS OF MOST ENGINEERS AND REQUIRE THE USE OF TABLES OR COMPUTING APPARATUS FOR THEIR SOLUTIONS.

THE TRIGONOMETRIC FUNCTIONS DO NOT COMPLETELY REPRESENT THE ALTERNATING ELECTRIC WAVE SINCE THE FUNCTIONS SINE & COSINE REPRESENT HORIZONTAL & VERTICAL PROJECTIONS, RESPECTIVELY OF THE WAVE.

THE SINE PROJECTION IS KNOWN AS THE ALTERNATING CURRENT, HOWEVER BOTH THE SINE & COSINE FUNCTIONS COMBINED TOGETHER REPRESENT THE ALTERNATING POWER.

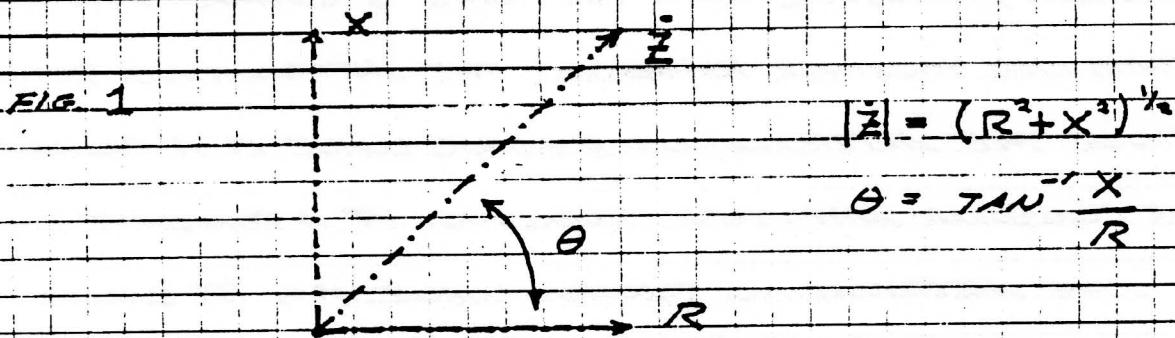
SINCE THE ALTERNATING ELECTRIC WAVE IS A QUANTITY OF CONSTANT AMPLITUDE ROTATING AT A CONSTANT RATE,

THE ALTERNATING ELECTRIC WAVE MAY BE CALLED A ROTATING DIRECT CURRENT. THE TRIGONOMETRIC FUNCTIONS THUS ONLY REPRESENT SHADOWS OF THE COMPLETE WAVE OF ELECTRIC ENERGY, THAT IS, THE CURRENT OR VOLTAGE.

2) THE PRIMARY DRAWBACK OF BOTH THE GRAPHICAL & TRIGONOMETRIC METHODS IS THAT THEY SERVE AS MIS-REPRESENTATIONS OF THE ELECTRIC WAVES UNDER INVESTIGATION. THESE REPRESENTATIONS ARE ACTUALLY

REPRESENTATIONS OF TWO DIMENSIONAL SPACE, THAT IS, A PLANE SURFACE. THE CONCEPT OF A "SURFACE OF TIME" IS OF LITTLE VALUE FOR THE THEORETICAL INVESTIGATION OF ELECTRIC WAVES SINCE TIME IS AN AXIAL DIMENSION, TYPICALLY GIVEN AS POINTS ON A LINE.

CONSIDER THE ADDITION OF ELECTRIC RESISTANCE,  $R$ , IN OHMS, AND MAGNETIC INDUCTIVE REACTANCE,  $X$ , IN HENRYS PER SECOND,  $(\omega) L$ . THE USUAL REPRESENTATION IS GIVEN BY



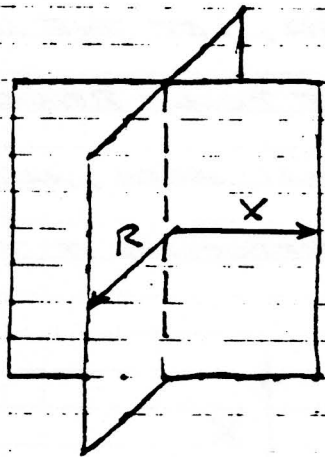
THE RESISTANCE OF AN ELECTRIC SYSTEM IS, HOWEVER, A PROPERTY OF THE SYSTEM THAT IS FREQUENCY, OR TIME, INVARIANT. THUS RESISTANCE IS A SCALAR QUANTITY INDEPENDENT OF THE TIME RATE OF VARIATION OF THE APPLIED ELECTRIC WAVE. RESISTANCE THEN IS NOT A VECTOR QUANTITY AS PORTRAYED IN FIGURE 1.

THE REACTANCE OF AN ELECTRIC SYSTEM IS ITS MAGNETIC INDUCTANCE,  $L$ , MULTIPLIED BY THE TIME RATE OF VARIATION

OF THE APPLIED ELECTRIC WAVE, ( $\mathcal{E}$ ), AND BY EQUATION (3) IT IS A TIME DEPENDENT QUANTITY ASSOCIATED WITH A QUADRATURE VECTORS. THIS REACTANCE IS ALSO NOT A VECTOR QUANTITY, HENCE THE ADDITION OF RESISTANCE & REACTANCE IS NOT PROPERLY REPRESENTED BY A VECTOR DIAGRAM SUCH AS FIGURE 1. THE GRAPHICAL METHOD THEN REALLY SERVES AS A FORM OF COMPUTING APPARATUS FOR CALCULATING PURPOSES AND IS INCAPABLE OF PROVIDING THE PROPER REPRESENTATION OF THE ELECTRIC WAVE REQUIRED FOR THEORETICAL INVESTIGATION.

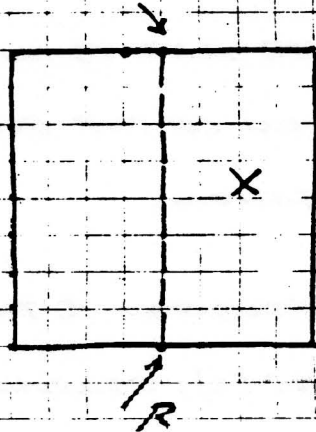
- 3) AN ANALOGOUS REPRESENTATION IS TWO PERPENDICULAR PLANE IN SPACE, FIGURE (2), CONTAINING THE VECTORS OF FIGURE (1).

FIG (2)



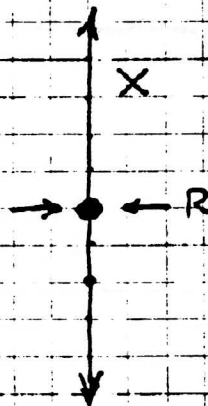
IF THE VIEWER FACES ONE OF THE TWO PLANES STRAIGHT ON,  
PLANE X FOR EXAMPLE, THEN THE QUADRATURE PLANE, R,  
HAVING NO THICKNESS BY DEFINITION OF A PLANE SURFACE,  
DISSAPPEARS FROM VIEW,

FIG (3)



GOING ONE STEP FURTHER, LET THE LINE, R, BE REDUCED  
TO A SINGLE POINT, THE POINT BEING THE THICKNESS OF  
A PLANE OF INFINITESIMAL AREA, AND LET THE PLANE, X,  
BE VIEWED EDGEWISE REDUCING IT TO A SINGLE LINE, AS  
SHOWN IN FIGURE (4)

FIG (4)



THE RESULT IS A SINGLE POINT,  $R$ , IN THE CENTER OF A LINE,  $X$ . HENCE, THE POINT,  $R$ , REPRESENTS THE RESISTANCE OF THE ELECTRIC SYSTEM, AND THE AMOUNT OF RESISTANCE IS GIVEN BY THE "WEIGHT" OF THE POINT. THE LINE,  $X$ , REPRESENTS THE REACTANCE OF THE ELECTRIC SYSTEM, AND THE AMOUNT OF REACTANCE IS GIVEN BY THE LENGTH OF THIS LINE.

DESPITE ITS SOMEWHAT CONTRIVED NATURE THE REPRESENTATION OF FIGURE (4) IS MORE REPRESENTATIVE OF THE ELECTRIC PHENOMENON THAN IS FIGURE (1).

### C) SYMBOLIC REPRESENTATION OF ALTERNATING ELECTRIC WAVES.

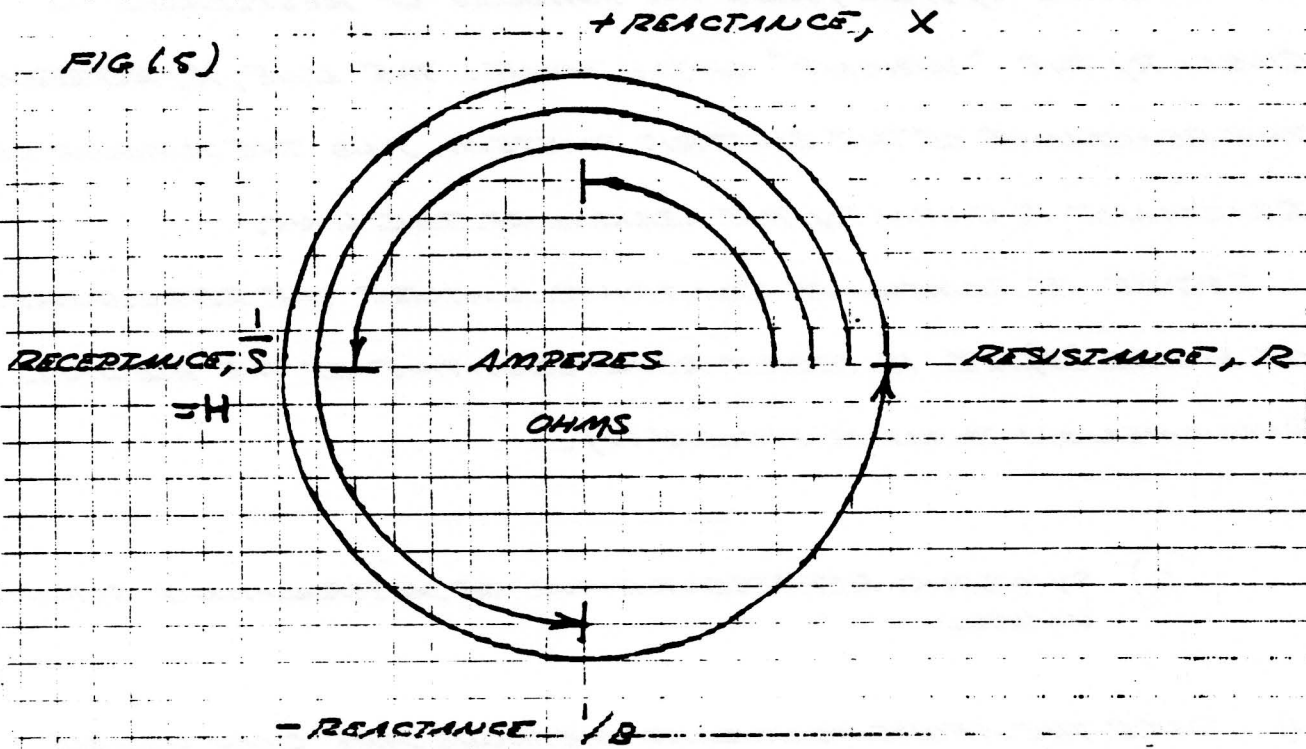
1) SINCE THE AFOREMENTIONED METHODS ARE ONLY USABLE FOR SITUATIONS INVOLVING FEW QUANTITIES AND ARE MISREPRESENTATIVE OF THE ELECTRIC RELATIONS TO WHICH THEY ARE APPLIED, A METHOD IS THEREFORE DESIRABLE THAT IS CAPABLE OF EXTENSIVE CALCULATION WHILE RETAINING A BASIC SIMPLE FORM REPRESENTATIVE OF THE WAVE.

IT IS WELL KNOWN THAT THE QUADRATURE ANGLE,  $90^\circ$  OR  $\pi/2$  RADIANS, REPRESENTS A FUNDAMENTAL RELATION IN A.C. THEORY. SINCE  $90^\circ$  IS ONE FOURTH OF A COMPLETE CYCLE, THE COMPLETE ALTERNATING ELECTRIC WAVE IS REPRESENTED IN ITS ENTIRETY BY FOUR QUADRANTS OF ROTATION.



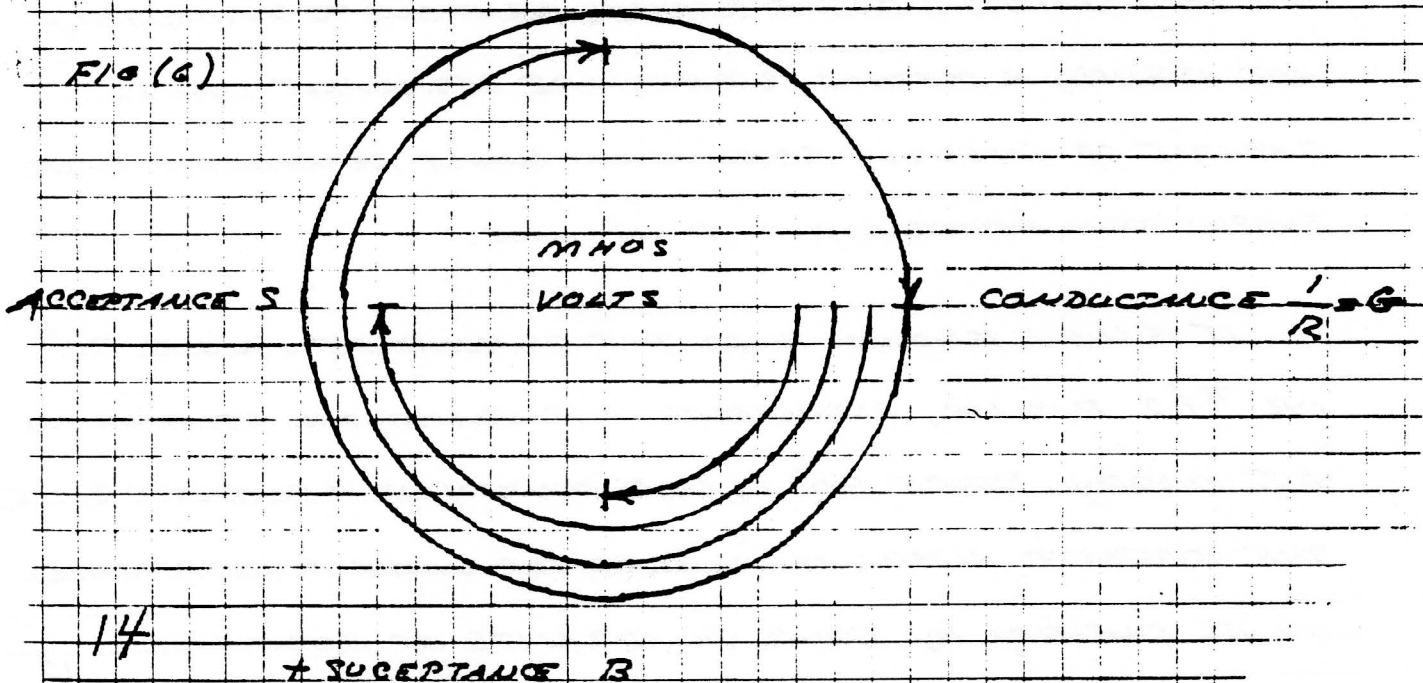
THESE ROTATIONS ARE REPRESENTED BY FIGURES (5), (6), & (7)

FIG (5)



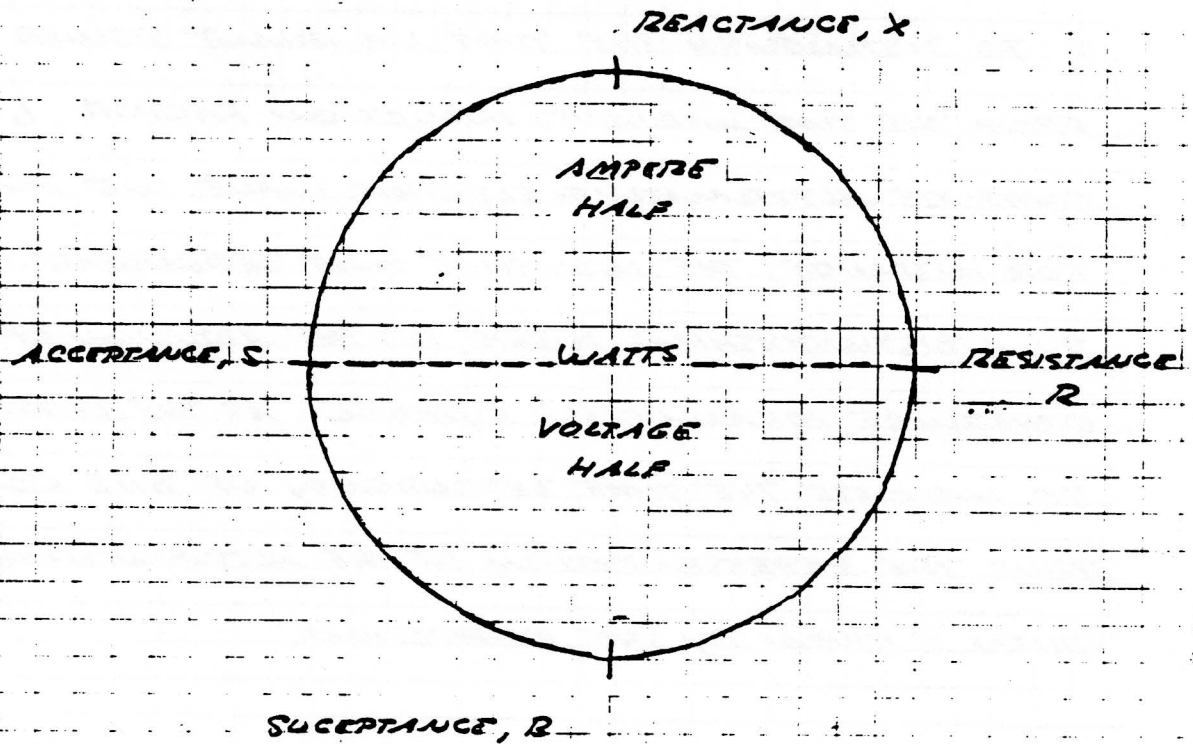
- SUSCEPTANCE, 1/X

FIG (6)



14

FIG (7)



EXPRESSED IN RECTANGULAR COORDINATES THE RESISTANCE-ACCEPTANCE AXIS IS EXPRESSED BY

$$\pm a = \cos \theta = \text{POWER FACTOR, PERCENT}$$

AND THE REACTANCE - SUCEPTANCE AXIS IS EXPRESSED BY

$$\pm b = \sin \theta = \text{INDUCTION FACTOR, PERCENT}$$

WHERE  $\theta$  IS THE TIME POSITION OF THE ALTERNATING ELECTRIC WAVE.

2) TO DISTINGUISH THE TIME INVARIANT POWER FACTOR,  $a$ , FROM THE TIME VARIANT INDUCTION FACTOR,  $b$ , OF THE COMPLETE ALTERNATING ELECTRIC WAVE, WE MAY MARK, FOR INSTANCE, THE INDUCTIVE TIME DEPENDENT COMPONENT, BY A DISTINGUISHING INDEX, OR THE ADDITION OF AN OTHERWISE MEANINGLESS SYMBOL, AS THE LETTER,  $k$ , TO INDICATE THE TIME DEPENDENCY OF THIS COMPONENT. THUS THE REPRESENTATION OF THE ALTERNATING WAVE IS GIVEN BY THE EXPRESSION;

$$(\gamma_e^2) = a + kb \quad \text{NUMERIC} \quad (9)$$

WHICH HAS THE MEANING THAT THE WAVE FACTOR,  $(\gamma_e^2)$ , THE WAVE IS THE SUM OF THE TIME INVARIANT POWER FACTOR OF THE WAVE, AND THE TIME VARIANT INDUCTION FACTOR OF THE WAVE. BOTH FACTORS COMBINE INTO A RESULTANT WAVE OF UNIT INTENSITY,

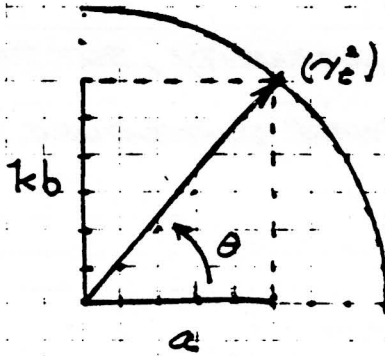
$$|(\gamma_e^2)| = \sqrt{a^2 + b^2} = 1 \quad \text{UNIT RADIUS} \quad (10)$$

AND OF TIME POSITION IN THE CYCLE OF ALTERNATION,

$$\theta = \tan^{-1} b/a \quad \text{RADIAN} \quad (11)$$

THESE RELATIONS IN GRAPHICAL REPRESENTATION ARE GIVEN BY <sup>10</sup>

FIG (8)



SIMILARLY,

$$-a - kb = -(\gamma_e^2) \quad \text{NUMERIC} \quad (12)$$

REPRESENTS A WAVE WITH THE POWER FACTOR,  $-a$ , AND THE INDUCTION FACTOR,  $-b$ , ETC.

OBVIOUSLY, THE PLUS SIGN IN THE SYMBOLIC EXPRESSION OF EQUATION (9), DOES NOT IMPLY SIMPLE ADDITION, SINCE IT CONNECTS HETEROGENEOUS QUANTITIES - TIME INVARIANT & VARIANT QUANTITIES, BUT IMPLIES COMBINATION AS A COMPLEX QUANTITY.

FOR THE PRESENT,  $k$  IS NOTHING BUT A DISTINGUISHING INDEX, AND IS OTHERWISE FREE OF DEFINITION EXCEPT THAT IT IS NOT AN ORDINARY NUMBER.

3)

A WAVE OF UNIT INTENSITY, BUT DELAYED BY ONE QUARTER CYCLE ( POSITIVE PHASE QUADRATURE ) LAGS BEHIND THE WAVE  $a + kb$  BY  $90^\circ$

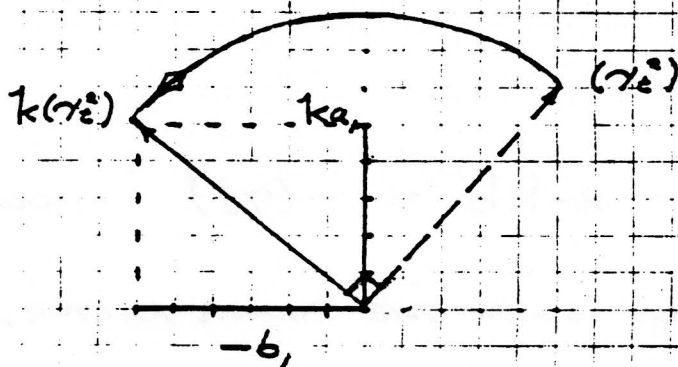


FIG (9)

THE POWER FACTOR  $\alpha$  IS TRANSLATED INTO INDUCTION FACTOR,  $ka$ , THE INDUCTION FACTOR  $b$  IS TRANSLATED INTO POWER FACTOR,  $-b_1$

THIS WAVE IS REPRESENTED SYMBOLICALLY AS;

$$ka - b = k(\gamma_2^2) \quad (12)$$

EXPLICITLY, THE ALGEBRAIC OPERATION IS GIVEN BY,

$$k(a + kb) = k^1 a + k^2 b \quad (14)$$

HENCE, IT IS A PROPERTY OF  $k$  THAT,

$$k^2 = -1 \quad (15)$$

$$k^1 = k$$

→ MULTIPLYING THE SYMBOLIC EXPRESSION  $a + kb$  OF AN ALTERNATING ELECTRIC WAVE BY  $k^1$  REPRESENTS THE RETARDING OF THE WAVE THRU ONE QUADRANT THAT IS, ONE FOURTH CYCLE.

A WAVE OF UNIT INTENSITY, BUT DELAYED BY ONE HALF CYCLE (PHASE OPPOSITION) LIES BEHIND THE WAVE  $a + kb$  BY  $180^\circ$

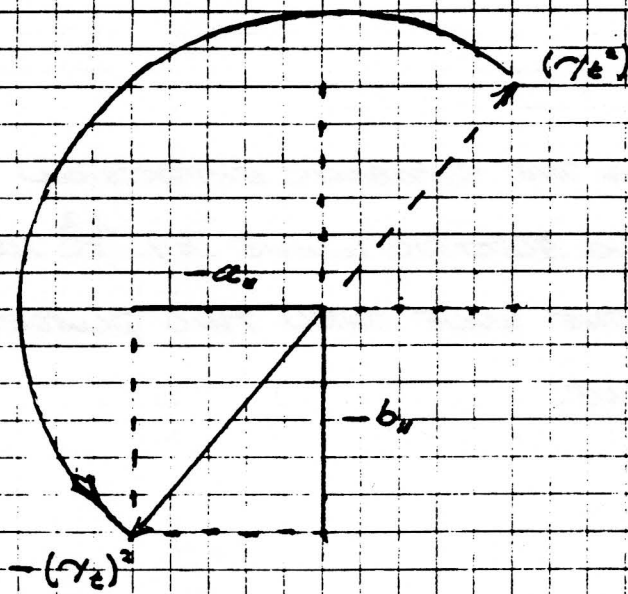


FIG (10)

THE POWER FACTOR  $a$  AND INDUCTION FACTOR  $b$  HAVE BOTH BECOME NEGATIVE, THAT IS, REVERSED THEIR POLARITY.

THIS WAVE IS EXPRESSED SYMBOLICALLY AS

$$-a - kb = -(\gamma \frac{a}{k}) \quad (16)$$

EXPLICITLY, THE ALGEBRAIC OPERATION IS GIVEN BY,

$$k^2(a + kb) = k^2a + k^3b \quad (17)$$

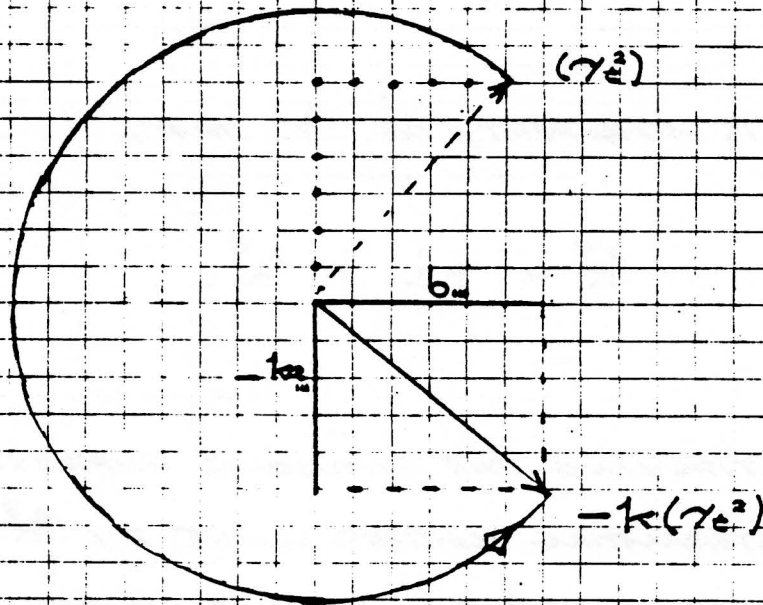
HENCE, IT IS A PROPERTY OF  $k$  THAT,

$$k^3 = -k^1 = -k \quad (18)$$

→ MULTIPLYING THE SYMBOLIC EXPRESSION  $a + kb$  OF AN ALTERNATING ELECTRIC WAVE BY  $k^2$  REPRESENTS THE RETARDING OF THE WAVE THRU TWO QUADRANTS. THAT IS, ONE HALF CYCLE.

A WAVE OF UNIT INTENSITY, BUT DELAYED BY THREE QUARTER CYCLE (NEGATIVE PHASE QUADRATURE) LAGS BEHIND THE WAVE  $a + kb$  BY  $270^\circ$

FIG(11)



THE POWER FACTOR,  $a$ , IS TRANSLATED INTO INDUCTION FACTOR,  $-kb$ . THE INDUCTION FACTOR,  $b$ , IS TRANSLATED INTO POWER FACTOR,  $a$ .

THE WAVE IS EXPRESSED SYMBOLICALLY AS

$$-ka + b = -k(a + b) \quad (19)$$



EXPLICITLY, THE ALGEBRAIC OPERATION IS GIVEN BY

$$1^3(a + kb) = -1^1a + 1^4b \quad (20)$$

HENCE, IT IS A PROPERTY OF  $1^k$  THAT,

$$1^4 = +1 = 1^0 \quad (21)$$

→ MULTIPLYING THE SYMBOLIC EXPRESSION  $a + kb$  OF AN ALTERNATING ELECTRIC WAVE BY  $1^3$  REPRESENTS THE RETARDING OF THE WAVE THRU THREE QUADRANTS, THAT IS, THREE QUARTER CYCLE.

A WAVE OF UNIT INTENSITY, BUT DELAYED BY A FULL CYCLE (PHASE CONJUNCTION) IS IN PHASE WITH THE WAVE  $a + kb$

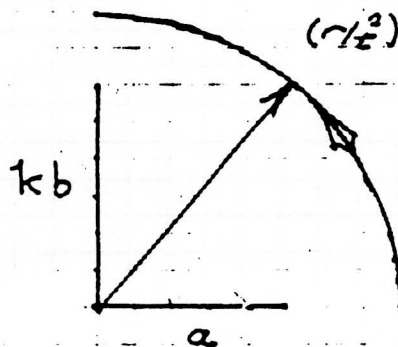


FIG  
12

THUS NO TRANSLATIONS OCCUR BETWEEN THE POWER AND INDUCTION FACTORS.

EXPLICITLY THE ALGEBRAIC OPERATION IS GIVEN BY

$$1^4 (a + 1^4 b) = 1^4 a + 1^5 b \quad (22)$$

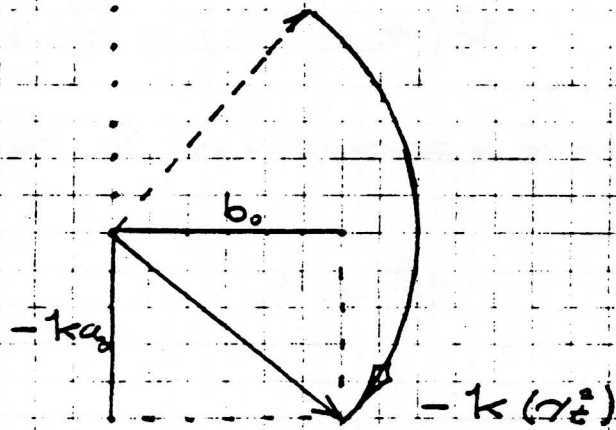
HENCE, IT IS A PROPERTY OF  $1^4$  THAT

$$1^5 = 1^4 \quad (23)$$

→ MULTIPLYING THE SYMBOLIC EXPRESSION  $a + 1^4 b$  OF AN ALTERNATING ELECTRIC WAVE BY  $1^4$  REPRESENTS THE RETARDING OF THE WAVE THRU ONE FULL CYCLE & THUS LEAVES THE WAVE UNALTERED.

A WAVE OF UNIT INTENSITY, BUT ADVANCED BY ONE QUARTER CYCLE (NEGATIVE PHASE QUADRATURE) LEADS AHEAD OF THE WAVE  $a + 1^4 b$  BY  $90^\circ$

FIG (13)



IT IS SEEN THAT THIS IS EXACTLY THE SAME AS THE WAVE PORTRAIT BY FIGURE (11), AND IS SYMBOLIZED BY EQUATION (19)

$$-ka + b = -k(\gamma_0^2) \quad (19)$$

HOWEVER, THE EXPLICIT ALGEBRAIC OPERATION IS GIVEN BY

$$\frac{1}{k} (a + kb) = \frac{a}{k} + b \quad (24)$$

HENCE, IT IS A PROPERTY OF  $k$  THAT

$$\frac{1}{k} = k^3 = k^{-1} = -k^1 \quad (25)$$

→ DIVIDING THE SYMBOLIC EXPRESSION  $a + kb$  OF AN ALTERNATING ELECTRIC WAVE BY  $k$  REPRESENTS THE ADVANCING THE WAVE THRU ONE COMPLETE QUADRANT, THAT IS, ONE QUARTER CYCLE, AND IS DIRECTLY EQUIVALENT TO MULTIPLYING THE SYMBOLIC EXPRESSION  $a + kb$  BY  $k^3$

A WAVE OF UNIT INTENSITY, BUT ADVANCED BY ONE HALF CYCLE (PHASE OPPOSITION) LEADS AHEAD OF THE WAVE  $a + kb$  BY  $180^\circ$ . THIS PRODUCES EXACTLY THE WAVE OF FIGURE (10), AND IS SYMBOLIZED BY EQUATION (16)

$$-a - kb = -(\gamma_2^2) \quad (20)$$

HOWEVER, THE EXPLICIT ALGEBRAIC OPERATION IS GIVEN BY

$$\frac{1}{k} (a + kb) = k^2 a + k^3 b \quad (26)$$

HENCE, IT IS A PROPERTY OF  $k$  THAT

$$\frac{1}{k^2} = k^2 = k^4 \quad (27)$$

→ MULTIPLYING OR DIVIDING THE SYMBOLIC EXPRESSION  $a + kb$  OF AN ALTERNATING ELECTRIC WAVE BY  $k^2$  REPRESENTS THE INVERSION OF THE WAVE, THAT IS, EITHER ADVANCING OR RETARDING THE WAVE THRU ONE HALF CYCLE, OR SIMPLY REVERSING ITS SENSE.

→ THEREFORE, IF WE DEFINE THE HERETOFORE MEANINGLESS SYMBOL,  $k$ , BY THE CONDITION

$$k^4 = +1 \quad (21)$$

WE ARRIVE AT

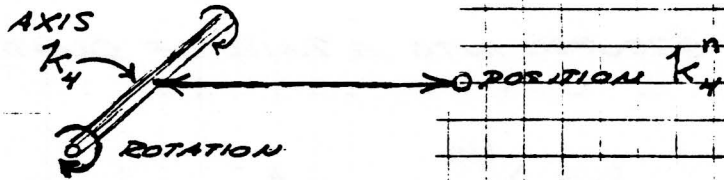
$$k^n = \sqrt[4]{+1} = 1^{1/4} \quad (28)$$

$$n = 0, 1, 2, 3.$$

AND

$$\left. \begin{aligned} k^1 &= k \\ k^2 &= -1 \\ k^3 &= k^{-1} \\ k^0 &= +1 \end{aligned} \right\} (29)$$

THE SYMBOL  $\overset{n}{K}$  IS A VERSOR OPERATOR WHERE  $K$  IS THE AXIS AND  $n$  IS THE AMOUNT OF TURNING AROUND THE AXIS  $K$ . SINCE THE ROTATIONAL UNIT IN THIS CASE IS  $\frac{\pi}{2}$  OR QUARTER CYCLE THE SYMBOL IS MORE CORRECTLY GIVEN AS  $\overset{n}{K}_4$



THUS THE QUADRANTAL VERSOR OPERATOR  $\overset{n}{K}_4$  SERVES AS A FUNDAMENTAL SYMBOLIC REPRESENTATION OF THE ALTERNATING ELECTRIC WAVE;

$$+(\gamma_e^2) = a + kb \quad (30A)$$

$$-(\gamma_e^2) = -a - kb \quad (30B)$$

HENCE

$$\overset{n}{K}_4 = (\gamma_e^n) = k^{0,2} a + k^{1,3} b \quad (31)$$

$$n = 0, 1, 2, 3$$

#### 4) CHARACTERISTICS OF $k_H^n$

THE ALGEBRAIC OPERATION,  $1^{1/4}$ , REPRESENTS A QUARTIC EQUATION AND THUS HAS FOUR DISTINCT ROOTS WHICH MAY BE GROUPED INTO A PAIR OF QUADRATICS;

$$(+1)^{1/2} = +1, -1 \quad (32A)$$

$$(-1)^{1/2} = +j, -j \quad (32B)$$

WHERE THE UNIT ROOT  $+j$  IS OFTEN TAKEN AS THE SQUARE ROOT OF MINUS ONE WHICH IS ONLY PARTIALLY TRUE SINCE  $-j$  IS ALSO A ROOT.

HENCE THE FOUR UNIT ROOTS

$$\begin{array}{ll} 0) +1 & 1) +j \\ 2) -1 & 3) -j \end{array} \quad (33)$$

ALL FOUR ROOTS ARE IMAGINARY<sup>if</sup> NUMBERS, HOWEVER THE ROOT,  $+1$  IS USUALLY TAKEN AS THE REFERENCE ROOT, AND CALLED A REAL NUMBER. THESE FOUR ROOTS REPRESENT UNIT VECTORS, THAT IS, UNIT AMOUNTS OF CHANGE IN ANGULAR TIME POSITION AROUND AN AXIS  $k$ .

FOR A CONTINUING NUMBER OF CYCLES THE CHARACTERISTICS OF THE VECTORS OPERATOR  $k_4^n$  ARE GIVEN BY

TABLE (1)

$$k_4^{4m+0} = k^0 = +1, \quad |+1| = 1, \quad n=0, 4, 8, 12, \dots$$

$$k_4^{4m+1} = k^1 = +j, \quad |+j| = 1, \quad n=1, 5, 9, 13, \dots$$

$$k_4^{4m+2} = k^2 = -1, \quad |-1| = 1, \quad n=2, 6, 10, 14, \dots$$

$$k_4^{4m+3} = k^3 = -j, \quad |-j| = 1, \quad n=3, 7, 11, 15, \dots$$

$m =$  NO OF COMPLETE ( $360^\circ$ ) CYCLES OF REVOLUTION.

THESE SYMBOLS REPRESENT THE FOLLOWING ELECTRIC CONSTANTS

$k^0$ , COEFFICIENT OF ENERGY CONSUMPTION;

MAGNETIC PART - RESISTANCE IN OHMS, R

DIELECTRIC PART - CONDUCTANCE IN MHOS, G

$k^1$ , COEFFICIENT OF MAGNETIC ENERGY STORAGE - HENRYS

PER SECOND,

REACTANCE X

$k^2$ , COEFFICIENT OF DIELECTRIC ENERGY RETURN - FARADS

PER SECOND, SUSCEPTANCE B



$k^2$ , COEFFICIENT OF ENERGY PRODUCTION;

MAGNETIC PART - RECEPTANCE IN NEGATIVE OHMS H

DIELECTRIC PART - ACCEPTANCE IN NEGATIVE MHOS S

$k^3$ , COEFFICIENT OF DIELECTRIC ENERGY STORAGE - FARADS PER SECOND, SUCEPTANCE, B

$\&$  COEFFICIENT OF MAGNETIC ENERGY RETURN - HENRYS PER SECOND, X.

THE COMPLETE EXPRESSION OF THE ALTERNATING ELECTRIC WAVE IS THUS

$$(\gamma_c^4) = (k^0 a_1 + k^2 a_1) + (k^1 b_1 + k^3 b_1) \quad (12)$$

WHERE

$a_1$ , IS THE COMPONENT OF THE POWER FACTOR REPRESENTING ENERGY CONSUMPTION

$a_2$ , IS THE COMPONENT OF THE POWER FACTOR REPRESENTING ENERGY PRODUCTION

$b_1$ , IS THE COMPONENT OF THE INDUCTION FACTOR REPRESENTING ENERGY STORAGE & RETURN

30

$b_2$ , IS THE COMPONENT OF THE INDUCTION FACTOR

REPRESENTING ENERGY RETURN & STORAGE.

TABLE (2)

$$+k_1 = +j \qquad +k_1^{-1} = k_1^3 = -j$$

$$+k_1^2 = -1 \qquad +k_1^{-2} = k_1^2 = -1$$

$$+k_1^3 = -j \qquad +k_1^{-3} = k_1^1 = +j$$

$$+k_1^4 = +1 \qquad +k_1^{-4} = k_1^0 = +1$$

$$-k_1 = -j \qquad -k_1^{-1} = k_1^1 = +j$$

$$-k_1^2 = +1 \qquad -k_1^{-2} = k_1^0 = +1$$

$$-k_1^3 = +j \qquad -k_1^{-3} = k_1^2 = -j$$

$$-k_1^4 = -1 \qquad -k_1^{-4} = k_1^3 = -1$$

FORWARD ROTATION

REVERSE ROTATION

TABLE (3)

$$(-k)^4 = +1$$

$$(-k)^3 = +j$$

$$(-k)^2 = -1$$

$$(-k)^1 = -j$$

5) TRIGONOMETRIC & EXPONENTIAL (NATURAL) EQUIVALENTS

IN TRIGONOMETRIC FORM THE WERSOR OPERATOR  $k_4^n$  IS GIVEN BY THE FOLLOWING RELATIONS.

$$k_4^n = 1^{1/4}$$

$$= (+1)^{1/2} = +\cos n_0, -\cos n_0$$

$$\text{AND } = (-1)^{1/2} = +\sin n_0, -\sin n_0$$

(35)

WHERE  $n_0 = \frac{\pi}{2} n$

HENCE

$$k_4^n = (k^0 \cos n_0 + k^1 \sin n_0 + k^2 \cos n_0 + k^3 \sin n_0)$$

(36)

SUBSTITUTING EQUATION (34) INTO (36) GIVES

$$k^0 \cos n_0 = + \cos n_0 = + a_1 \quad \text{ENERGY CONSUMPTION}$$

$$k^2 \cos n_0 = + \cos n_0 = - a_{11} \quad \text{ENERGY PRODUCTION}$$

$$k^1 \sin n_0 = + \sin n_0 = + b_1 \quad \text{ENERGY STORAGE / RETURN}$$

$$k^3 \sin n_0 = - \sin n_0 = - b_{11} \quad \text{ENERGY RETURN / STORAGE}$$

IT CAN BE SEEN THAT ENERGY CONSUMPTION & PRODUCTION IS REPRESENTED BY THE EVEN FUNCTION, ENERGY STORAGE & RETURN BY THE ODD FUNCTION, HENCE

$$a) \quad + \cos n_0 = + \left[ 1 - \frac{n_0^2}{2!} + \frac{n_0^4}{4!} - \frac{n_0^6}{6!} + \dots \right]$$

$$2) \quad - \cos n_0 = - \left[ 1 + \frac{n_0^2}{2!} - \frac{n_0^4}{4!} + \frac{n_0^6}{6!} - \dots \right]$$

$$1) \quad + \sin n_0 = + \left[ n_0 - \frac{n_0^3}{3!} + \frac{n_0^5}{5!} - \frac{n_0^7}{7!} + \dots \right]$$

$$3) \quad - \sin n_0 = - \left[ n_0 + \frac{n_0^3}{3!} - \frac{n_0^5}{5!} + \frac{n_0^7}{7!} - \dots \right]$$

(37)

SUBSTITUTING INTO EQUATION (3) THE EXPONENTIAL EQUATIONS

$$\pm \cos n_0 = \pm \frac{1}{2} \left[ e^{+jn_0} + e^{-jn_0} \right] \quad (38)$$

$$\pm \sin n_0 = \pm \frac{1}{2} \left[ e^{-jn_0} - e^{+jn_0} \right] \quad (39)$$

GIVES

$$k_{\pm}^n = e^{\pm jn_0} = e^{\sqrt{-1} n_0} \quad (40)$$

THUS THE VERSOR OPERATOR  $k_{\pm}^n$  ALSO SERVES AS THE BASIS OF IMAGINARY LOGARITHMS AND ELIMINATES THE NECESSITY OF UTILIZING THE SQUARE ROOT OF MINUS ONE IN THE EXPONENT WHEN EXPRESSING AN ALTERNATING ELECTRIC WAVE IN EXPONENTIAL FORM.

IT IS THEN ALSO POSSIBLE FOR  $n$  TO BE OF NON INTEGER VALUE ALLOWING FOR THE EXPRESSION OF HERETOFORE UNEXPLORED ELECTRIC WAVES.

## 6) NON QUADRATURE OPERATORS

THE PREVIOUSLY DESCRIBED METHODS OF REPRESENTING ALTERNATING, OR CYCLIC, ELECTRIC WAVES WHICH WERE BASED ON FOUR DIVISIONS CAN BE APPLIED TO CYCLIC DIVISIONS OTHER THAN FOUR. ONE SUCH ELECTRIC WAVE IS THE THREE PHASE WAVE UTILIZED FOR POWER TRANSMISSION & CONVERSION IN COMMON USE.

SINCE EXTENSIVE ANALYSIS IS NOT POSSIBLE WITHOUT GOING BEYOND THE SCOPE OF THIS PAPER, ONLY AN OUTLINE OF A FEW IMPORTANT SPECIAL CASES OF INTEREST IS THE NON ROTATING OPERATOR OF DOUBLE DIVISION  $K_2$  WHICH MAY BE CALLED THE D.C. OPERATOR, THE TRIPLE PHASE OPERATOR  $K_3$  ASSOCIATED WITH CONVENTIONAL POLYPHASE POWER, AND THE DOUBLE QUADRATURE OPERATOR  $K_8$ .

### a) D.C. OPERATOR, $K_2^n$

THE OPERATOR  $K_2^n$  REPRESENTS AN ELECTRIC WAVE POSSESSING NO INDUCTION FACTOR, BUT ONLY THE POWER FACTOR. THEREBY REPRESENTING A TIME INVARIANT WAVE OR A WAVE IN WHICH THERE IS NO ENERGY STORAGE & RETURN. THUS  $K_2^n$  REPRESENTS A WAVE THAT DOES NOT VARY WITH RESPECT TO TIME BUT IS CONTINUOUS, THAT IS, DIRECT CURRENT.

CONVERSELY HOWEVER,  $k_2^n$  CAN REPRESENT AN ELECTRIC WAVE POSSESSING NO POWER FACTOR BUT ONLY THE INDUCTION FACTOR THEREBY REPRESENTING CONTINUOUS ENERGY PULSATION BETWEEN MAGNETIC & DIELECTRIC FORM OR A SINGLE PHASE A.C. WAVE INTO A RESISTIVE LOAD.

IN ALGEBRAIC FORM

$$k_2^n = \sqrt[n]{+1} = 1^{1/n} \quad (41)$$

$$n = 0, 1$$

THUS TWO ROOTS

$$k_2^0 = +1 = +, \quad |+1| = 1 \quad (42)$$

$$k_2^1 = -1 = -, \quad |-1| = 1$$

HENCE, THE POSITIVE & NEGATIVE OF DIRECT CURRENT

FOR THE REPRESENTATION OF ENERGY PULSATION, IT IS

$$k_{-2}^n = \sqrt[n]{-1} = (-1)^{1/n} \quad (43)$$

$$n = 0, 1$$

THUS THE TWO ROOTS

$$k_{-2}^0 = +j, \quad \text{PHASE A} \quad (44)$$

$$k_{-2}^1 = -j, \quad \text{PHASE B}$$

POSITIVE & NEGATIVE PHASES

EXPONENTIALLY THE OPERATOR  $k_2^n$  IS EXPRESSED AS

$$e^{\pm n_0} = k_2^n \quad (45)$$

WHERE  $n_0 = \pi M$  (46)

EXPRESSING THE BASIS OF NATURAL LOGARITHMS,  $e$ , AS AN INFINITE SERIES GIVES

$$e^1 = 1 + \frac{1}{1!} + \frac{1}{2!} + \frac{1}{3!} + \dots \quad (47)$$

SEPARATING EVEN TERMS FROM ODD TERMS

GIVES

$$e^1 = 1 + \frac{1}{2!} + \frac{1}{4!} + \dots + \frac{1}{1!} + \frac{1}{3!} + \frac{1}{5!} + \dots \quad (48)$$

BUT IT IS

$$\text{EVEN SERIES} = \cosh 1$$

$$\text{ODD SERIES} = \sinh 1$$



HENCE

$$\begin{aligned} K_2^n &= e^{\pm n_0} \\ &= \left. \begin{aligned} &= \cosh n_0 + \sinh n_0 \\ &\& \cosh n_0 - \sinh n_0 \end{aligned} \right\} \quad (49) \end{aligned}$$

AND THE SYMBOLIC EXPRESSION OF THE ELECTRIC WAVE IS  
THEREBY GIVEN BY

$$(\gamma_e^2) = (a_1 - a_{11}) \quad (50)$$

OR ALTERNATELY,  $= (b_1 - b_{11})$

b) TRIPLE PHASE OPERATOR  $K_3^n$  REPRESENTS AN ELECTRIC WAVE POSSESSING THREE FACTORS WHICH ARE PARTIALLY INDUCTION FACTORS & PARTIALLY POWER FACTORS. THUS THIS FORM OF WAVE PRODUCES PHENOMENON OF WHICH THERE EXIST LITTLE TO NO THEORETICAL UNDERSTANDING. ONLY THE MOST BASIC RELATIONS WILL BE GIVEN HERE.

IN ALGEBRAIC FORM

$$K_3^n = \sqrt[3]{+1} = 1^{1/3} \quad (51)$$

38  $(\gamma_e^3) = K_3^0 A + K_3^1 B + K_3^2 C \quad (51A)$

THUS THE EQUATION HAS THREE ROOTS

$$k_3^0 = z_0 = k_3^{3m+0} \quad n=0, 3, 6, 9, \dots \quad |z_0| = 1$$

$$k_3^1 = z_1 = k_3^{3m+1} \quad n=1, 4, 7, 10, \dots \quad |z_1| = 1$$

$$k_3^2 = z_2 = k_3^{3m+2} \quad n=2, 5, 8, 11, \dots \quad |z_2| = 1$$

(52)

ALL THREE ROOTS ARE IMAGINARY NUMBERS AND  
IF  $z_0$  IS TAKEN AS REFERENCE, IT IS

$$z_0 = +1 \quad (53)$$

AND  $-1$  IS NO LONGER A UNIT AMOUNT OF VARIATION. THUS  
THE CONVENTIONAL CONCEPTS OF PLUS (+) AND MINUS (-) NO  
LONGER ARE APPLICABLE.

THE EXPRESSION OF  $k_3^n$  IN QUADRATURE FORM GIVES <sup>12</sup>

$$k_3^0 = z_0 = +1$$

$$k_3^1 = z_1 = -\frac{1}{2} \left[ 1 - j\sqrt{3} \right] \quad (54)$$

$$k_3^2 = z_2 = -\frac{1}{2} \left[ 1 + j\sqrt{3} \right]$$

AND

$$K_3^n = K_4^{0,2} \cos \frac{2}{3} \pi n + K_1^{1,3} \sin \frac{2}{3} \pi n \quad (55)$$

UNLIKE THE VERSOR OPERATORS  $K_2^n$  &  $K_3^n$  THE OPERATOR  $K_3^n$  CANNOT BE EXPRESSED DIRECTLY IN TRIGONOMETRIC FORM, BUT REQUIRES THREE NEW TRIGONOMETRIC FUNCTIONS. ALSO THIS OPERATOR CANNOT BE EXPRESSED IN THE BASIS OF NATURAL LOGARITHMS BUT REQUIRES A NEW LOG BASE.

Q) THE OCTIC OR DOUBLE QUADRATURE OPERATOR  $K_8^n$  IS OF PARTICULAR INTEREST IN THAT IT IS INVOLVED IN SYMBOLIC REPRESENTATION OF APERIODIC ELECTRIC WAVES SUCH AS IMPULSE CURRENTS, AND OF NON-LINEAR CONDITIONS SUCH AS THE DISTORTION OF WAVES BY SKIN EFFECT.

ALGEBRAICALLY IT IS,

$$K_8^n = \sqrt[8]{+1} = 1^{1/8} \quad (56)$$

THE ALGEBRAIC OPERATION  $1^{1/8}$  REPRESENTS AN OCTIC EQUATION AND THUS HAS EIGHT ROOTS. THESE ROOTS MAY BE GROUPED INTO A PAIR OF QUARTIC EQUATIONS.

$$(+1)^{1/4} = \left. \begin{array}{l} +1, -1 \\ +j, -j \end{array} \right\} = k_4^{\pi} \quad (57)$$

$$(-1)^{1/4} = \left. \begin{array}{l} +h, -h \\ +jh, -jh \end{array} \right\} = k_4^{\pi} = h_4^{\pi} \quad (58)$$

AS SHOWN IN FIGURE (14) THESE TWO QUARTIC SYSTEMS ARE DISPLACED BY A  $45^\circ$ , OR  $\pi/4$  RADIAN, ANGLE. EQUATION (57) HAS  $k$  FOR AN AXIS OF ROTATION AND EQUATION (58) HAS  $h$  FOR AN AXIS<sup>13</sup>, WHICH IS CO-AXIAL WITH THE AXIS  $k$ .

THE SYMBOL  $k_8^n$  REPRESENTS UNIT VECTORS IN MULTIPLES OF ONE EIGHTH PERIOD, HENCE

TABLE (4)

$$k_8^1 = k_4^{1/2} = h^1 = +h$$

$$k_8^2 = k_4^1 = h^2 = +j$$

$$k_8^3 = k_4^{3/2} = h^3 = +jh$$

$$k_8^4 = k_4^2 = h^4 = -1$$

$$k_8^5 = k_4^{5/2} = h^5 = -h$$

$$k_8^6 = k_4^3 = h^6 = -j$$

$$k_8^7 = k_4^{7/2} = h^7 = -jh$$

$$k_8^8 = k_4^4 = h^8 = +1$$

THEREBY, THE OPTIC VECTORS OPERATOR MAY BE EXPRESSED AS,

$$\pm h = \sqrt[2]{j} \quad (59)$$

AND THUS  $h$  MAY BE CALLED THE DOUBLY IMAGINARY UNIT.

IN QUADRATURE FORM  $(-1)^{1/4}$  IS GIVEN BY

$$h^1 = \frac{1}{\sqrt[2]{2}} \begin{bmatrix} +1 & +j \\ & \end{bmatrix}$$

$$h^3 = \frac{1}{\sqrt[2]{2}} \begin{bmatrix} +1 & -j \\ & \end{bmatrix} \quad (60)$$

$$h^5 = \frac{1}{\sqrt[2]{2}} \begin{bmatrix} -1 & +j \\ & \end{bmatrix}$$

$$h^7 = \frac{1}{\sqrt[2]{2}} \begin{bmatrix} -1 & -j \\ & \end{bmatrix}$$

SUBSTITUTING EQUATION (5) INTO THE VALUE OF  $h$  GIVEN

IN (60)

$$\sqrt[2]{2} h^+ = 1 + j \quad (61)$$

HOWEVER  $1+j = \sqrt[2]{2} \sqrt[2]{j}$  (62)

HENCE

$$\pm h = \sqrt[2]{j} \quad (59)$$

AS WITH THE OPERATOR  $K_3^n$  IT IS NOT POSSIBLE TO EXPRESS  $K_8^n$  DIRECTLY IN TRIGONOMETRIC FORM. IN TERMS OF EQUATION

(60) THE QUADRATURE TRIGONOMETRIC FORM IS GIVEN BY

$$K_8^n = K^{0,2} \cos \frac{\pi}{4} n + K^{1,2} \sin \frac{\pi}{4} n \quad (63)$$

THE OPERATOR  $K_8^n$  CAN BE EXPRESSED IN TERMS OF THE BASIS OF NATURAL LOGARITHMS,  $e$ , GIVING RISE TO THE INFINITE SERIES EXPRESSIONS OF A NEW SET OF FUNCTIONS APPLICABLE TO  $K_8^n$ . SUBSTITUTING THE EXPONENT  $h$  INTO THE SERIES FOR  $e$  GIVEN IN EQUATION (47)

$$e^h = 1 + h + \frac{h^2}{2!} + \frac{h^3}{3!} + \frac{h^4}{4!} + \dots \quad (64)$$

SUBSTITUTING THE VALUES OF TABLE (4) FOR THE POWERS OF  $h$  INTO EQUATION (64), AND GROUPING LIKE TERMS PRODUCES THE INFINITE SERIES EXPRESSIONS FOR THE FUNCTIONS RELATING TO  $K_8^n$ , HENCE.

$$+ \gamma_0 = 1 - \frac{n_0^4}{4!} + \frac{n_0^8}{8!} - \frac{n_0^{12}}{12!} + \dots$$

$$+ \gamma_1 = n_0 - \frac{n_0^5}{5!} + \frac{n_0^9}{9!} - \frac{n_0^{13}}{13!} + \dots$$

$$+ \gamma_{ii} = \frac{n_0^2}{2!} - \frac{n_0^6}{6!} + \frac{n_0^{10}}{10!} - \frac{n_0^{14}}{14!} + \dots$$

$$+ \gamma_{iii} = \frac{n_0^3}{3!} - \frac{n_0^7}{7!} + \frac{n_0^{11}}{11!} - \frac{n_0^{15}}{15!} + \dots$$

$$+ \gamma_{iv} = -\gamma_0$$

$$+ \gamma_v = -\gamma_1$$

$$+ \gamma_{vi} = -\gamma_{ii}$$

$$+ \gamma_{vii} = -\gamma_{iii}$$

$$+ \gamma_{viii} = -\gamma_{iv}$$

(65)



THUS THE SYMBOLIC EXPRESSION OF THE ELECTRIC WAVE IS GIVEN BY

$$(\gamma_z^0) = \pm h^0 \gamma_0 \pm h^1 \gamma_1 \pm h^2 \gamma_2 \pm h^3 \gamma_3 \dots \quad (66)$$

SUBSTITUTING TABLE (4) AND GROUPING LIKE TERMS

$$\begin{aligned} (\gamma_z^0) = & +1\gamma_0 + j\gamma_{1u} + h\gamma_1 + jh\gamma_{2u} \\ & -1\gamma_{1v} - j\gamma_{2u} - h\gamma_2 - jh\gamma_{3u} \end{aligned} \quad (67)$$

$$(\gamma_z^0) = +1(\pm\gamma_0 \pm j\gamma_{1u}) + h(\pm\gamma_1 \pm j\gamma_{2u}) \quad (68)$$

$$(\gamma_z^0) = \alpha + h\beta, \quad -\alpha - h\beta \quad \text{ETC} \quad (69)$$

IT IS OF INTEREST THAT THIS EXPRESSION IS OF SIMILAR FORM TO

$$(\gamma_z^4) = a + jb, \quad -a - jb \quad (30)$$

THEREFORE THE FACTOR  $\alpha$  IS SIMILAR TO THE POWER FACTOR  $\alpha$ , CONSISTING OF THE EVEN TERMS, AND THE FACTOR  $\beta$  IS

SIMILAR TO THE INDUCTION FACTOR  $\beta$ , CONSISTING OF THE ODD TERMS.

RECOMBINING EVEN & ODD TERMS OF THE SERIES EQUATIONS  
OF (65)

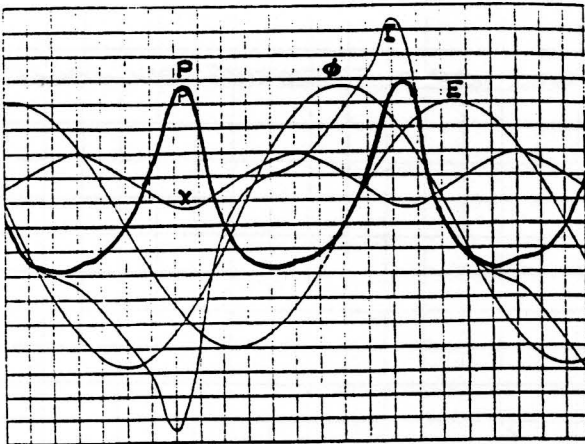
$$(+\gamma_0 + j\gamma_1) = \alpha =$$

$$1 + j \frac{n_0^2}{2!} - \frac{n_0^4}{4!} + j \frac{n_0^6}{6!} - \dots \quad (65A)$$

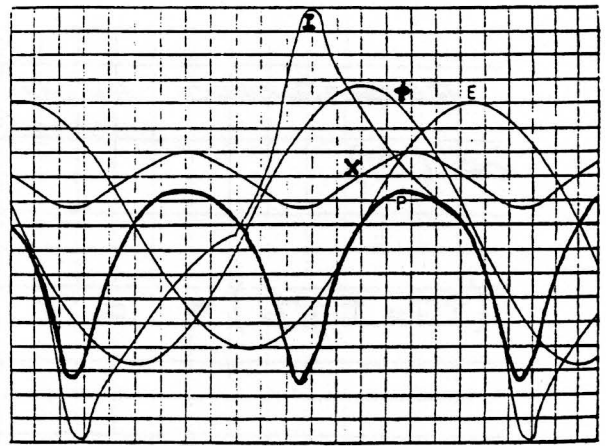
$$(\gamma_1 + j\gamma_2) = \beta =$$

$$n_0 - j \frac{n_0^3}{3!} + \frac{n_0^5}{5!} - j \frac{n_0^7}{7!} + \dots \quad (65B)$$

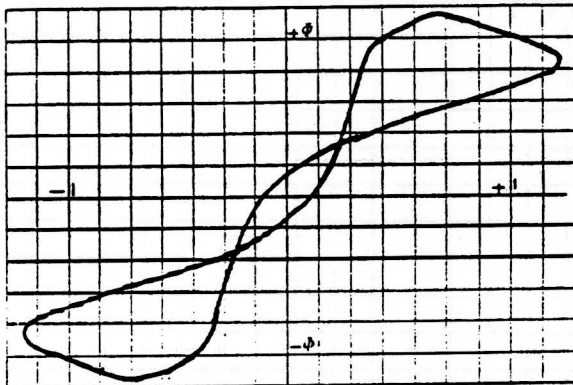
IT IS OBSERVED THAT THESE ARE QUITE SIMILAR IN  
FORM TO THE CONVENTIONAL TRIGONOMETRIC FUNCTIONS,  
SINE & COSINE, EXCEPTING THAT INTERNALLY THEY ARE  
COMPLEX QUANTITIES.



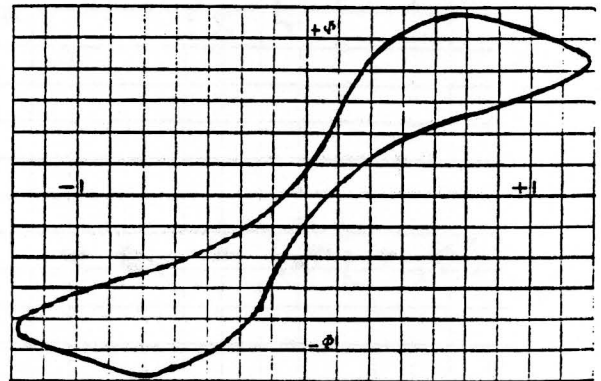
A Variable Reactance, Reaction Machine.



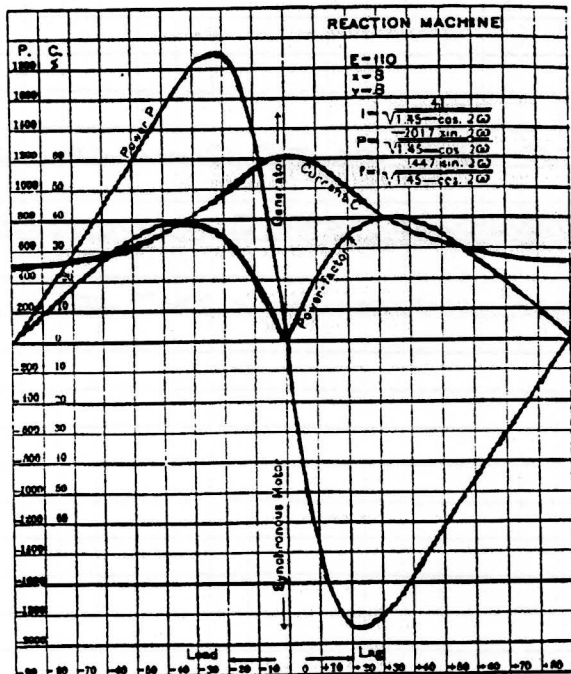
C Variable Reactance, Reaction Machine.



B Hysteretic Loop of Reaction Machine.



D Hysteretic Loop of Reaction Machine.



E Reaction Machine.

ROTATING APPARATUS  
EXHIBITING CANONIC  
ELECTRIC WAVES

FIGURES (A) & (B):  
PRODUCTION OF ELECTRIC ENERGY

FIGURES (C) & (D):  
CONSUMPTION OF ELECTRIC ENERGY

FIGURE (E): COMPOSITE

## G) CANONIC ELECTRIC WAVES

Q.) FROM THE PROCEEDING SECTIONS IT CAN BE CONCLUDED THAT THE GENERALIZED VERSOR OPERATOR IS GIVEN AS

$$K_N^n = 1^{1/N} \quad (70)$$

WHERE

$K$  IS THE AXIS OF ROTATION

$N$  IS THE NUMBER OF UNIT DIVISIONS

$n$  IS THE SPECIFIC AMOUNT OF VARIATION

IF THE NUMBER OF DIVISIONS  $N$  IS A POWER OF 2 THE WAVE CAN BE EXPRESSED IN TERMS OF LOG BASE 2 OTHERWISE A NEW BASIS OF LOGARITHMS IS REQUIRED.

IN QUADRATURE TRIGONOMETRIC FORM THE GENERALIZED OPERATOR IS OF THE FORM

$$K_N^n = K_4^{0,2} \cos 2\pi \frac{n}{N} + K^{1,3} \sin 2\pi \frac{n}{N} \quad (71)$$

THE OPERATOR  $k_N^n$  REPRESENTS THE DIVISION OF THE ALTERNATING WAVE INTO  $N$  UNITS OF VARIATION THRU THE CYCLE. THUS THE GENERALIZED SYMBOLIC EXPRESSION OF THE ELECTRIC WAVE IS DIVIDED INTO  $N$  FACTORS,

$$(y_e^N) = A k_N^0 + B k_N^1 + \dots (\text{ETC}) k_N^{N-1} \quad (72)$$

b) SINCE THE ALTERNATING ELECTRIC WAVE IS CHARACTERISTICALLY OF QUADRANTAL, OR FOUR POLE, FORM,  $k_4^n$ , THE FOUR CHARACTERISTICS BASICALLY BEING,

0) RESISTANCE, OHMS  $+1$  R

1) REACTANCE, HENRYS / SEC  $+j$  X

2) ACCEPTANCE, MHOS  $-1$  S

3) SUCCEPTANCE, FARADS / SEC  $-j$  B

TABLE  
(5)

THEN ESTABLISHING ELECTRIC WAVES IN SYSTEMS OF ANGULAR DIVISION OTHER THAN QUADRANTAL, SUCH AS TRIPLE PHASE, PRODUCES A TYPE OF INTERFERENCE PATTERN BETWEEN THE NATURAL FORM OF THE WAVE AND THE FORM IMPOSED ON IT

BY THE GIVEN SYSTEM. THIS PRODUCES PARTIAL INTERCHANGES  
 BETWEEN THE FOUR FUNDAMENTAL CHARACTERISTICS OF THE  
 NATURAL ELECTRIC WAVE PRODUCING UNIQUE PRODUCTS  
 SUCH AS NON INDUCTIVE REACTANCE, THAT IS, THE STORAGE  
 OF ENERGY WITH NO ACCOMPANYING ELECTRIC FIELD; OR  
 INDUCTIVE ACCEPTANCE, THAT IS, THE GROWTH OF AN ELECTRIC  
 WAVE WITH NO APPARENT SUPPLY OF ENERGY<sup>14</sup>. THIS WOULD  
 APPEAR AS A VIOLATION OF THE LAW OF ENERGY CON-  
 SERVATION, HOWEVER, THESE PHENOMENA DO OCCUR IN  
 PRACTICAL SITUATIONS AND ARE IN NEED OF THEORETICAL  
 EXPLANATION.

c) IT WAS SEEN TOWARDS THE BEGINNING OF THE PAPER  
 THAT MULTIPLICATION OF THE ALTERNATING ELECTRIC WAVE

$$a + kb \quad (9)$$

BY THE QUADRANTAL VECTORS  $k$  RESULTED IN THE POWER FACTOR  
 $a$  BECOMING AN INDUCTIVE FACTOR  $b_1$ , AND THE INDUCTIVE  
 FACTOR  $b$  BECOMING A POWER FACTOR  $a_1$ . HENCE, THE  
 FOUR CHARACTERISTICS HAVE BEEN SHIFTED BY ONE QUARTER  
 CYCLE AND ASSUME THE FORM GIVEN IN TABLE (6)

## TABLE (6)

0) INDUCTIVE RESISTANCE, (FARADS/SEC)<sup>-1</sup>

1) NON INDUCTIVE REACTANCE, OHMS

2) INDUCTIVE ACCEPTANCE, (HENRY/SEC)<sup>-1</sup>

3) NON INDUCTIVE SUSCEPTANCE, MHOS

THUS, COMPLETE INTERCHANGE OF THE FOUR CHARACTERISTICS.

THIS MULTIPLICATION, OR MODULATION, OF ONE WAVE

BY ANOTHER WAVE OF THE SAME NUMBER OF DIVISIONS

PRODUCES WHAT MAY BE CALLED CANONIC ELECTRIC WAVES,

AFTER THE PROCESS IN MUSIC WHERE ONE MELODY IS

COMBINED WITH ITSELF DELAYED BY A GIVEN NUMBER OF

DIVISIONS OF THE MEASURE, PRODUCING HARMONY BY

INTERFERENCE WITH ITSELF. THIS PROCESS IS THE UNDERLYING

PRINCIPLE BEHIND THE SYNCHRONOUS CONDENSER,

HYSTERESIS MOTOR, & PARAMETRIC AMPLIFIER. THE MEANS

FOR PRODUCING THIS PHENOMENON IS CALLED SYNCHRONOUS

PARAMETER VARIATION,<sup>15</sup> AND IS THE PRINCIPLE BEHIND

WHAT IS OFTEN CALLED "FREE ENERGY", WHICH HENCE IS

QUITE POSSIBLE IF NOT CERTAIN. MORE ON THIS WILL

52 BE GIVEN IN PART III ON HYSTERESIS.

## TRANSIENT WAVES

a) IN THE PREVIOUS SECTION THE ELECTRIC WAVES VARY IN MAGNITUDE BETWEEN CONSTANT MAXIMUM & MINIMUM VALUES, THAT IS, IN EQUAL INTERVALS OF ELAPSED TIME THE WAVE REPEATS THE SAME MAGNITUDE. THUS THE WAVES ARE CONTINUOUS WAVES (C.W.) HAVING CONSTANT PERIOD & EFFECTIVE (R.M.S.) AMPLITUDE, AND THE ALTERNATING ELECTRIC WAVE IS IN REALITY A ROTATING DIRECT CURRENT, WITH SINGLE PHASE & DOUBLE PHASE BEING A SINE OR COSINE PROJECTION THEREOF.

TRANSIENT ELECTRIC WAVES HOWEVER ARE DISCONTINUOUS WAVES HAVING MAGNITUDES THAT GROW OR DECAY WITH RESPECT TO TIME, APPEARING AS INTERMEDIATE BETWEEN TWO CONTINUOUS CONDITIONS. THE APPEARANCE OF TRANSIENT WAVES IS THE RESULT OF CHANGES WITHIN THE ELECTRIC SYSTEM REQUIRING A CHANGE IN THE STORED ENERGY OF THE SYSTEM, THE CAPACITOR DISCHARGE BEING AN EXAMPLE.

IN ELECTRIC SYSTEMS WHERE CAUSE & EFFECT ARE IN DIRECT PROPORTION, AS IS GENERALLY THE CASE IN MOST SYSTEMS WHICH POSSESS NO MAGNETIC SATURATION OR DIELECTRIC SATURATION (CORONA, ETC), THE MAGNITUDE OF THE TRANSIENT WAVE VARIES IN CONSTANT GEOMETRIC PROGRESSION. SINCE THE CONSTANT PERIODIC PROGRESSION OF THE ALTERNATING ELECTRIC WAVE HAS BEEN REDUCED TO A CONSTANT NUMERICAL VALUE THRU



THE USE OF THE SYMBOLIC METHOD OF REPRESENTATION IT MUST BE POSSIBLE TO EXPRESS THE CONSTANT GEOMETRIC PROGRESSION OF THE TRANSIENT WAVE IN A SIMILAR SYMBOLIC FORM. THIS INTRODUCES THE CONCEPT OF THE COMPOUND IMAGINARY NUMBER, WHICH SERVES AS AN EXPRESSION OF THE TRANSIENT WAVE.

SINCE THE SYMBOLIC REPRESENTATION OF TRANSIENT WAVES IS STILL UNDER DEVELOPMENT BY THE WRITER THE FOLLOWING MATERIAL IS SOMEWHAT INCOMPLETE, HOWEVER IT SHOULD SERVE AS A SUTABLE STARTING POINT FOR THE STUDY OF THESE WAVES

b) THE SYMBOLIC EXPRESSION OF AN ALTERNATING WAVE

$$(\%e) = a + jb \quad \text{PERCENT} \quad (73)$$

IS EQUIVALENT TO THE WELL KNOWN EQUATION OF OLIVER HEAVISIDE (FOR NO SPATIAL VARIATION)

$$(\%e) = (RG + XB) + j(XG - RB) \quad (74)$$

$$(\%e) = \dot{Z} \dot{Y} \quad \text{PERCENT} \quad (75)$$

HENCE

$$a = (RG + XB) \quad \text{POWER FACTOR, PERCENT} \quad (76)$$

$$b = (XG - RB) \quad \text{INDUCTION FACTOR, PERCENT} \quad (77)$$

IT IS, HOWEVER

$(RG + XB)$  , CONTINUOUS WAVE

$(XG - RB)$  , TRANSIENT WAVE

WHERE  $XG$  &  $RB$  ARE THE MAGNETIC & DIELECTRIC TIME CONSTANTS RESPECTIVELY IN NEPERS PER RADIAN. THUS EQUATION (77) SERVES AS A STARTING POINT IN THE STUDY OF TRANSIENT WAVES.

C) SINCE THE SYMBOLIC EXPRESSION OF EQUATION (73) IS BUT ONE QUADRANT OF THE COMPLETE WAVE IT IS OF INTEREST TO EXTEND EQUATION (74) TO COVER ALL FOUR QUADRANTS. THE GENERAL FORM IS

$$(78) \quad \dot{Z} \dot{Y} \quad (78A)$$

WHERE THE QUANTITIES OF  $\dot{Z}$  &  $\dot{Y}$  NOW INCLUDE ENERGY PRODUCTION AS ENERGY CONSUMPTION. SUBSTITUTING THE ELECTRIC CHARACTERISTICS OF FIGURES (5) & (6) INTO THE EQUATIONS OF  $\dot{Z}$  &  $\dot{Y}$  GIVES

$$\dot{Z} = k^{\circ}R + k^{\prime}X + k^{\circ}H \quad \text{IMPEDANCE IN COMPLEX OHMS} \quad (79)$$

$$\dot{Y} = k^{\circ}G + k^{\circ}B + k^{\circ}S \quad \text{ADMITTANCE IN COMPLEX MHOS} \quad (79)$$

WHERE  $R = \text{RESISTANCE (AMPERES)}$

$G = \text{CONDUCTANCE (VOLTS)}$

$X = \text{REACTANCE (AMPERES)}$

$B = \text{SUCEPTANCE (VOLTS)}$

$H = \text{RECTANCE (AMPERE)}$

$S = \text{ACCEPTANCE (VOLTS)}$

HENCE

$$\dot{Z}\dot{Y} = (\%_2^H) =$$

$$\left[ (RG + XS) - (RS + HG) + XB \right] + j \left[ (XG - RB) - (XS - HB) \right]$$

$$= a_0 + j b_0 \quad \text{PERCENT} \quad (80)$$

THIS EQUATION SERVES AS AN ALGEBRAIC REPRESENTATION OF THE GENERALIZED ELECTRIC WAVE (TIME) AND MAY BE DIVIDED INTO THREE GROUPS

0)  $(RG + HS) - (RS + HG)$  SCALAR PRODUCT

1)  $XB$  AXIAL PRODUCT

2)  $(XG - RB) - (XS - HB)$  CROSS PRODUCTS

IT IS OF INTEREST TO NOTE THAT GROUP (0) IS SIMILAR IN FORM TO EQUATION (74) POSSESSING THE FORM OF A WAVE BUT SCALAR IN THAT ALL ITS CONSTITUENT PARTS ARE TIME INVARIANT QUANTITIES. THIS WAVE THUS MAY BE CALLED A D.C. WAVE OR SCALAR WAVE.

GROUP (1) REPRESENT THE CONTINUOUS PULSATION OF ENERGY BETWEEN THE TWO OPPOSITE FORMS OF ENERGY STORAGE, THE FORM DUE TO AMPERES "THRU" REACTANCE  $X$  AND THE FORM DUE TO VOLTS "ACROSS" SUCCEPTANCE  $B$ . TYPICALLY THIS IS THE MAGNETIC & DIELECTRIC FIELDS RESPECTIVELY. SUCH A PULSATION WOULD OCCUR IN A CAPACITOR OF ZERO LEAKAGE WAS EXCHANGING ENERGY WITH A REACTANCE

COIL OF PERFECT CONDUCTIVITY, THE STORED ENERGY IN THIS SYSTEM WOULD ENDLESSLY PULSATE BETWEEN THE TWO FORMS, THE MAGNETIC FIELD & THE DIELECTRIC FIELD.

GROUP (2) REPRESENTS THE PRODUCTION OR CONSUMPTION OF EITHER OF THE TWO FORMS OF STORED ENERGY;

$XG$ , CONSUMPTION OF MAGNETIC ENERGY BY CONDUCTANCE  $G$   
 $-RB$ , CONSUMPTION OF DIELECTRIC ENERGY BY RESISTANCE  $R$ ,  
& IN PHASE OPPOSITION WITH  $XG$ . (-)

$XS$  PRODUCTION OF MAGNETIC ENERGY BY ACCEPTANCE  $S$   
 $-HB$  PRODUCTION OF DIELECTRIC ENERGY BY RECEPTANCE  $H$   
& IN PHASE OPPOSITION WITH  $XS$ . (-)

d) IF THE ARITHMETIC MEAN OF THE GENERALIZED ELECTRIC WAVE IS ZERO THE WAVE EQUATION BECOMES

$$(\gamma_2^4) = X_B \quad (81)$$

$$(R_G + X_S) = 0 \quad (R_S + H_G) = 0$$

$$(X_G - R_B) = 0 \quad (X_S - H_B) = 0$$

HENCE CONTINUOUS OSCILLATING ENERGY PULSATION WITH NO GAIN OR LOSS OF ENERGY

IF THE ARITHMETIC MEAN OF THE WAVE DEVIATES FROM ZERO THE WAVE EQUATION BECOMES

$$(\gamma_2^4) = \left[ (R_G + X_S) - (R_S + H_G) + X_B \right] \quad (82)$$

$$(X_G - R_B) = (X_S - H_B)$$

HENCE THE FLOW OF ALTERNATING ELECTRIC ENERGY, WHERE

$$(R_G + H_S) > (R_S + H_G)$$

INDICATES ENERGY CONSUMPTION, AND

$$(R_G + H_S) < (R_S + H_G)$$

INDICATES ENERGY PRODUCTION.

AN IMPORTANT CLASS OF ELECTRIC WAVE IS ONE IN WHICH THE QUANTITY

$$(XG - RB) - (XS - HB)$$

IS NON ZERO. THIS CONDITION RESULTS FROM THE RATE OF ENERGY CONSUMPTION DIFFERING FROM THE RATE OF ENERGY PRODUCTION, DISTORTING THE WAVEFORM. THIS PRODUCES ELECTRIC WAVES THAT GROW OR DECAY WITH RESPECT TO TIME. SUCH WAVES ARE TRANSIENT ELECTRIC WAVES. THESE WAVES ARE CHARACTERIZED BY HAVING A FREQUENCY OR PERIOD THAT IS A COMPLEX QUANTITY CONSISTING OF REAL AND IMAGINARY COMPONENTS.

$$\dot{N} = (\omega - j\mu) \text{ NEPER. RADIANUS / SEC. } \quad (83)$$

THE REAL COMPONENT OF THE COMPLEX FREQUENCY,  $\omega$ , IN RADIANUS PER SECOND REPRESENTS THE CYCLIC PERIOD OF REVOLUTION IN WHICH THE WAVE REPEATS THE SAME MINIMUM VALUE OF AMPLITUDE IN EQUAL TIME INTERVALS. THE IMAGINARY COMPONENT,  $\mu$ , IN NEPERES PER SECOND REPRESENTS THE ACYCLIC PERIOD OF EVOLUTION IN WHICH THE MAXIMUM VALUE OF AMPLITUDE INCREASES OR DECREASES AT A CONSTANT GEOMETRIC RATE.

TRANSIENT ELECTRIC WAVES MAY BE DIVIDED INTO TWO CATEGORIES, THOSE WAVES WHICH REPEAT THE MINIMUM VALUE OF AMPLITUDE IN EQUAL INTERVALS OF TIME, AND THOSE WAVES WHICH DO NOT REPEAT ANY VALUE OF AMPLITUDE MORE THAN ONCE.

THE FORMER CATEGORY OF WAVE IS CALLED AN OSCILLATING ELECTRIC WAVE. THIS WAVE IS CHARACTERIZED BY THE CONDITION

$$|a_0| > |b_0| \quad (84)$$

THE LATTER CATEGORY IS CALLED AN ELECTRIC IMPULSE AND IS CHARACTERIZED BY THE CONDITION

$$|a_0| < |b_0| \quad (85)$$

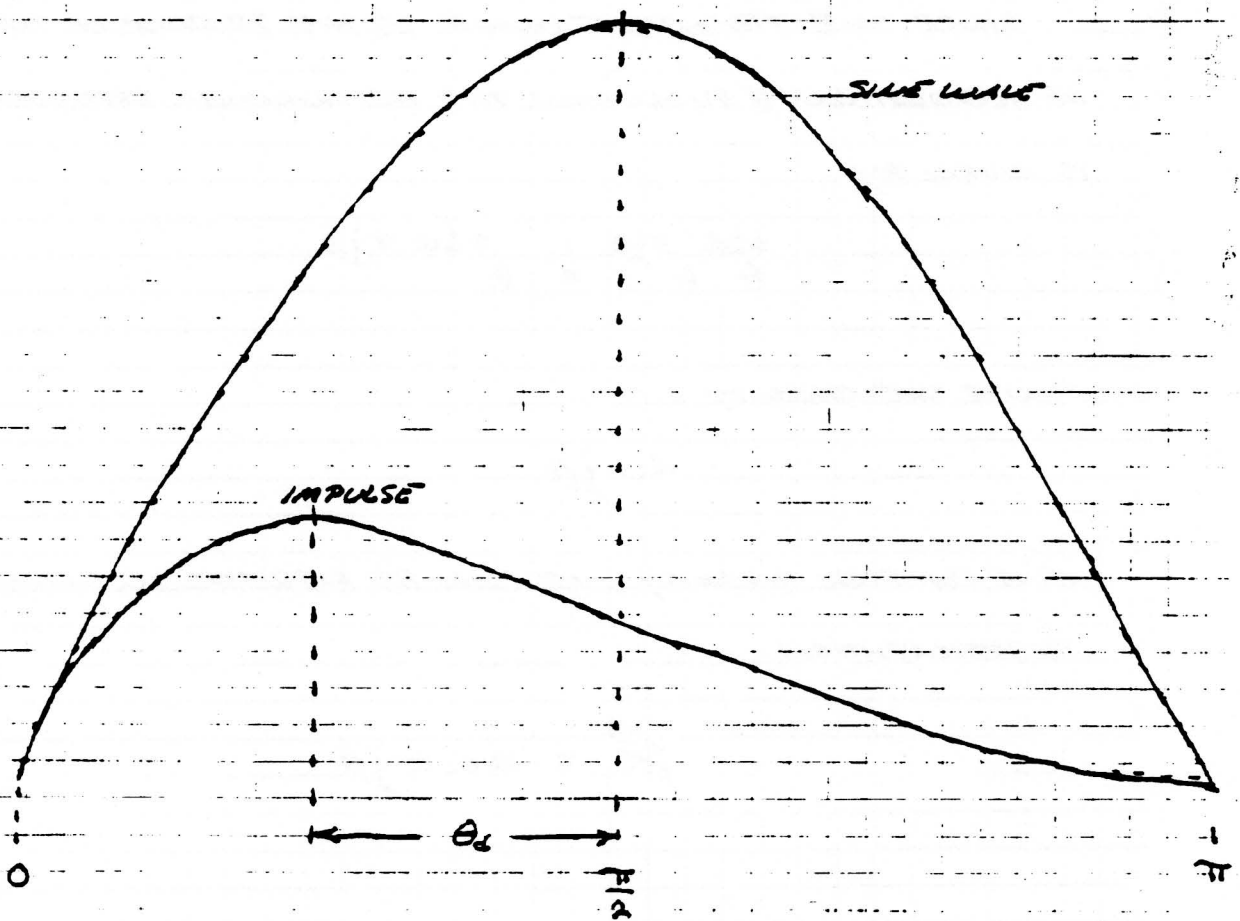
A PARTICULAR CHARACTERISTIC OF THE TRANSIENT ELECTRIC WAVE IS THE DISPLACEMENT OF THE MAXIMUM VALUE OF THE WAVE FROM THE POINT OF MAXIMUM OF AN EQUIVALENT ALTERNATING WAVE AS SHOWN IN FIG ( ). THE ANGLE OF DISPLACEMENT IS GIVEN BY

$$\theta_s = \tan^{-1} \frac{b_0}{a_0} \quad (86)$$

$$\theta_s > 45^\circ, \text{ OSCILLATION}$$

$$\theta_s < 45^\circ, \text{ IMPULSE}$$

FIG. 14. COMPARISON OF TRANSIENT & CONTINUOUS WAVES:





e) THE EXPONENTIAL REPRESENTATION OF THE ALTERNATING ELECTRIC WAVE IS GIVEN BY

$$e^{\pm j\beta} = \cos\beta \pm j \sin\beta \quad (87)$$

WHERE THE ANGLE  $\beta$  REPRESENTS THE TIME POSITION OF REVOLUTION.

ANALOGOUSLY, THE WAVE OF GEOMETRIC PROGRESSION IS GIVEN BY

$$e^{\pm \alpha} = \cosh\alpha \mp j^2 \sinh\alpha \quad (88)$$

WHERE THE ANGLE  $\alpha$  REPRESENTS THE TIME POSITION OF EVOLUTION.

SINCE THE TRANSIENT WAVE IS THE PRODUCT OF THE PERIODS OF REVOLUTION & EVOLUTION THE EXPONENTIAL REPRESENTATION IS GIVEN BY

$$e^{\pm \alpha \pm j\beta} = e^{\pm \alpha \pm j\beta} \quad (89)$$

SINCE THE QUANTITY

$$\alpha \pm j\beta$$

IS A COMPLEX QUANTITY, IT CAN BE EXPRESSED IN SYMBOLIC REPRESENTATION

$$K_1 = \pm \alpha \pm j\beta \quad (90)$$

WHERE THE SUBSCRIPT 1 IN  $k_1$  DOES NOT INDICATE THE BASE, SINCE BASE FOUR IS ASSUMED, BUT HOWEVER DISTINGUISHES THE AXIS FROM THAT OF  $k$  IN PREVIOUS CALCULATIONS.

SUBSTITUTING THE RELATION

$$\frac{j^{\frac{H}{2}}}{k} = \frac{1}{k_1}$$

AND

$$n_0 = \frac{H}{2} n_1$$

$$n_0 = \frac{H}{2} n$$

INTO (89) AND (40) GIVES

$$\frac{(\pm\alpha \pm j\beta)n_0}{k} = \frac{k_1^{n_0}}{k} = \frac{1}{k} k_1^{n_1} \quad (91)$$

WHERE BOTH VECTORS ARE ASSUMED BASE FOUR ( $k_4$ ). EQUATION (91) IS CALLED A HYPERCOMPLEX QUANTITY IN THAT IT POSSESSES A COMPLEX QUANTITY WITHIN A COMPLEX QUANTITY. OBVIOUSLY THIS COULD BE CARRIED INDEFINITELY

$$\frac{1}{k} k_1^{n_1} k_1^{n_2} \dots$$

PRODUCING EXCEEDINGLY COMPLEX WAVEFORMS.

THIS EQUATION (91) SERVES AS A BASIC SYMBOLIC EXPRESSION OF THE GENERALIZED TRANSIENT ELECTRIC WAVE FOR THE CONDITION OF DIRECT CORRELATION BETWEEN CAUSE & EFFECT.

THIS REPRESENTATION INDICATES VARIATION WITHIN VARIATION OF THE WAVE.

SUBSTITUTING

$$k_1^{n_1} = k_1^{0,2} \cos n_1 \omega_0 + k_1^{1,3} \sin n_1 \omega_0$$

INTO EQUATION (91) GIVES

$$k^n (k_1^{0,2} \cos n_1 \omega_0 + k_1^{1,3} \sin n_1 \omega_0) \quad (92)$$

$$= k^n k_1^{0,2} \cos n_1 \omega_0 \times k^n k_1^{1,3} \sin n_1 \omega_0 \quad (93)$$

AND

$$k^n k_1^{0,2} \cos n_1 \omega_0 =$$

$$k^{0,2} \cos(n_1 k^{0,2} \cos n_1 \omega_0) + k^{1,3} \sin(n_1 k^{0,2} \cos n_1 \omega_0) \quad (94)$$

$$\frac{n_1 k_1^{1,2} \sin n_{10}}{k} =$$

$$k^{0,2} \cosh(n_0 k_1^{0,2} \sin n_{10}) + k^{1,3} \sinh(n_0 k_1^{0,2} \sin n_{10}) \quad (95)$$

SUBSTITUTING  $\cos n_{10} = a_1$

$$\sin n_{10} = b_1$$

AND COMBINING (94) & (95)  
GIVES

$$+ 1 \left[ \cos a_{1, n_{10}} \cosh b_{1, n_{10}} - \sin a_{1, n_{10}} \sinh b_{1, n_{10}} \right]$$

(96)

$$+ j \left[ \cos a_{1, n_{10}} \sinh b_{1, n_{10}} - \sin a_{1, n_{10}} \cosh b_{1, n_{10}} \right]$$

SUBSTITUTING  $a_{1, n_{10}} = \theta_a$   $b_{1, n_{10}} = \theta_b$

GIVES

$$\left[ \cosh \theta_b (\cos \theta_a - j \sin \theta_a) \right] + j \left[ \sinh \theta_b (\cos \theta_a - j \sin \theta_a) \right]$$

(97)

AND SUBSTITUTING

$$k_0^\theta = \cos \theta_0 - j \sin \theta_0$$

GIVES

$$k_0^\theta \left[ \cosh \theta_0 + j \sinh \theta_0 \right] \quad (98)$$

AND PUTTING

$$k_0^\theta \cosh \theta_0 = A$$

$$k_0^\theta \sinh \theta_0 = B$$

HENCE

$$\left( \frac{V}{k} \right) = A + j B \quad (99)$$

AND THUS THE SYMBOLIC EXPRESSION OF THE GENERALIZED ELECTRIC WAVE,

$$k \frac{V}{k_1}$$

$k$ , PRIMARY QUADRANTAL VECTORS

$k_1$ , SECONDARY QUADRANTAL VECTORS

$n$ , TIME ANGLE (IN QUADRANTS) OF POSITION ALONG WAVE.

$n_1$ , TIME ANGLE (IN QUADRANTS) OF PHASE DISTORTION OF THE WAVE, A FUNCTION OF

f) IT IS OF INTEREST TO INVESTIGATE SOME SPECIAL CASES.

IF THE ANGLE  $n_0$  IS ZERO

$$n_1 = 0$$

$$k_1^0 = +1$$

$$k^{+jn} = k^{0,2} \cos n_0 + k^{1,3} \sin n_0 \quad (100)$$

THIS EQUATION IS THE REPRESENTATION OF A FORWARD ROTATING ALTERNATING ELECTRIC WAVE.

IF THE ANGLE  $n_0$  IS ONE QUADRANT ( $\pi/2$  RADIANS)

$$n_1 = 1$$

$$k_1^1 = +j$$

$$k^{+jn} = k^{0,2} \cosh n_0 - k^{1,3} \sinh n_0 \quad (101)$$

THIS EQUATION IS THE REPRESENTATION OF A DECAYING ELECTRIC IMPULSE & A DIRECT CURRENT.

IF THE ANGLE IS TWO QUADRANTS. ( $\pi$  RADIANS)

$$n_1 = 2$$

$$k_1^2 = -1$$

$$k^{-jn} = k^{0,2} \cos n_0 + k^{1,2} \sin n_0 \quad (102)$$

THIS EQUATION IS THE REPRESENTATION OF A BACKWARD ROTATING ALTERNATING ELECTRIC WAVE.

IF THE ANGLE IS MINUS ONE QUADRANT ( $3\pi/2$  RADIANS)

$$n_1 = 3$$

$$k_1^3 = -j$$

$$k^{-jn} = k^{0,2} \cosh n_0 + k^{1,2} \sinh n_0 \quad (103)$$

THIS EQUATION IS THE REPRESENTATION OF A GROWING ELECTRIC IMPULSE & A DIRECT CURRENT.

IF THE ANGLE  $n$  IN EQUATION (101) IS ONE QUADRANT ( $\pi/2$ )

$$n = 1$$

$$k^{jn} = k^{j1} = j$$

(101A)

SINCE

$$k^{jn} = e^{-n_0}$$

IT IS

$$k^{jn} \quad (n=1)$$

$$= j = e^{-\pi/2} = 0.207879576$$

IF THE ANGLE  $n$  IN EQUATION (101) IS TWO QUADRANTS ( $\pi$ )

$$n=2$$

$$k^{j2} = e^{-\pi} = 0.043213918 \quad (101B)$$

IF THE ANGLE  $n$  IN EQUATION (101) IS MINUS ONE QUADRANT ( $\frac{3\pi}{2}$ )

$$n=3 \cdot -1$$

$$k^{-j} = j^{-1} = e^{+\pi/2} = 4.810477381 \quad (101C)$$

IF THE ANGLE  $n$  IN EQUATION (101) IS ZERO

$$n=0$$

$$k^0 = k^0 = e^0 = +1 \quad (101D)$$

LIKELIKE FOR EQUATION (103), IF THE ANGLE  $n$  IS ONE QUADRANT ( $\pi/2$ ),  $n=1$

$$k^{-jn} = k^{-j} = j^{-1} = 4.810477381 \quad (103A)$$



IF THE ANGLE  $n$  IS TWO QUADRANTS ( $\pi$ )  $n = 2$

$$k^{-j2} = e^{+\pi} = 23.14069263 \quad (1038)$$

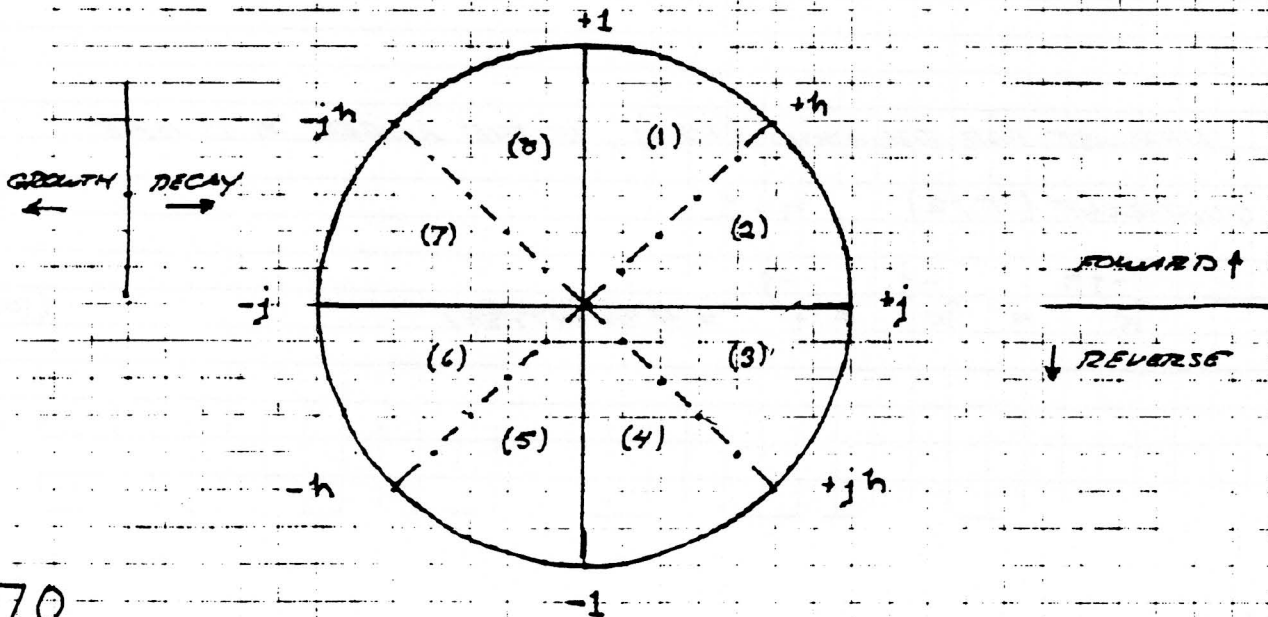
IF THE ANGLE  $n$  IS MINUS ONE QUADRANT ( $3\pi/2$ )  $n = 3 = -1$

$$k^j = j^1 = e^{-\pi/2} = 0.207879576 \quad (1039)$$

IF THE ANGLE  $n$  IS ZERO,  $n = 0$

$$k^{-j0} = k^0 = e^0 = +1 \quad (1040)$$

- 9) IN POLAR REPRESENTATION (FIGURE ) THE ROTATION OF ANGLE  $n$ , THRU ONE COMPLETE CYCLE OF DISTORTION, INDICATES THE EXISTANCE OF EIGHT DISTINCT CATEGORIES OF ELECTRIC WAVES:



1) THIS WAVE IS AN OSCILLATING ELECTRIC WAVE, ROTATING IN A FORWARD (CLOCKWISE DIRECTION) & DECAYING WITH RESPECT TO TIME MOVING FORWARD. ITS LIMITS ARE  $+1$ , WHEN THE WAVE BECOMES A FORWARD ROTATING ALTERNATING ELECTRIC WAVE, AND  $+h$ , WHEN THE WAVE BECOMES A CRITICALLY DAMPED IMPULSE.

2) THIS WAVE IS AN ELECTRIC IMPULSE, DECAYING WITH RESPECT TO TIME MOVING FORWARD. ITS LIMITS ARE  $+h$ , THE CRITICALLY DAMPED IMPULSE, AND  $+j$  WHEN THE WAVE BECOMES SCALAR (D.C.) OF CONSUMPTION

3) THIS WAVE IS AN ELECTRIC IMPULSE, DECAYING WITH RESPECT TO TIME MOVING BACKWARDS. ITS LIMITS ARE  $+j$ , A SCALAR (D.C.) WAVE, AND  $+jh$ , A CRITICALLY DAMPED IMPULSE IN REVERSE TIME

4) THIS WAVE IS AN OSCILLATING ELECTRIC WAVE, ROTATING IN A REVERSE DIRECTION (COUNTERCLOCKWISE), DECAYING WITH RESPECT TO BACKWARD TIME. IT'S LIMITS ARE  $+jh$ , THE CRITICAL IMPULSE OF (3) AND  $-1$ , WHEN THE WAVE BECOMES A REVERSE ROTATIONAL ALTERNATING ELECTRIC WAVE.

5) THIS WAVE IS AN OSCILLATING ELECTRIC WAVE, ROTATING IN A REVERSE (COUNTERCLOCKWISE) DIRECTION, GROWING WITH RESPECT TO BACKWARD TIME. ITS LIMITS ARE  $-1$ , THE ALTERNATING WAVE OF (4), AND  $-h$  WHEN THE RATE OF GROWTH SUPERSEDES THE RATE OF ROTATION & THE WAVE CEASES TO SPIRAL. THIS IS ANALOGOUS TO CRITICAL DAMPING.

6) THIS WAVE IS AN ELECTRIC IMPULSE GROWING WITH RESPECT TO BACKWARD TIME. ITS LIMITS ARE  $-h$ , THE CRITICAL WAVE OF (5), AND  $-j$ , A SCALAR WAVE OF PRODUCTION.

7) THIS WAVE IS AN ELECTRIC IMPULSE GROWING WITH RESPECT TO TIME MOVING FORWARD. ITS LIMITS ARE  $-j$ , THE SCALAR OF (6), AND  $-jh$ , AND A CRITICAL IMPULSE AS IN (5) BUT WITH OPPOSITE TIME SENSE.

8) THIS WAVE IS AN OSCILLATING ELECTRIC WAVE

ROTATING IN A FORWARD DIRECTION

(CLOCKWISE), GROWING WITH RESPECT TO FORWARD TIME.

ITS LIMITS ARE  $-jh$ , THE CRITICAL IMPULSE AS IN (7)

AND  $+1$ , THE ALTERNATING WAVE AS IN (1). THIS

COMPLETES THE CYCLE.

## LIST OF SYMBOLS

- A, COMPONENT OF COMPLEX QUANTITY, IN PERCENT
- B, COMPONENT OF COMPLEX QUANTITY, IN PERCENT
- B, ELECTRIC SUCCEPTANCE IN MHOS OR FARADS PER SECOND
- C, COMPONENT OF COMPLEX QUANTITY, IN PERCENT
- C, DIELECTRIC INDUCTANCE, IN FARADS
- E, E.M.F. OF MAGNETIC INDUCTION, LINES PER SECOND
- $\dot{E}$ , E.M.F., COMPLEX VERSOR QUANTITY, IN VOLTS
- F, FREQUENCY, IN CYCLES PER SECOND
- G, ELECTRIC CONDUCTANCE IN MHOS
- H, ELECTRIC RECEPTANCE IN NEGATIVE OHMS
- I, M.M.F. OF DIELECTRIC INDUCTION, LINES PER SECOND
- $\dot{I}$ , M.M.F. COMPLEX VERSOR QUANTITY, IN AMPERES
- L, MAGNETIC INDUCTANCE, IN HENRIES
- N, NUMBER OF DIVISIONS OF A COMPLETE CYCLE
- P, ELECTRIC POWER, IN VOLTAMPERES OR WATTS
- R, ELECTRIC RESISTANCE, IN OHMS
- S, ELECTRIC ACCEPTANCE, IN NEGATIVE MHOS
- T, PERIOD, IN SECONDS PER CYCLE
- U, GENERAL ELECTRIC QUANTITY
- W, ELECTRIC ENERGY
- X, ELECTRIC REACTANCE, IN OHMS OR HENRYS PER SECOND
- $\dot{Y}$ , ELECTRIC ADMITTANCE, COMPLEX VERSOR QTY IN MHOS
- $\dot{Z}$ , ELECTRIC IMPEDANCE, COMPLEX VERSOR QTY IN OHMS

## LIST OF SYMBOLS

$a,$	POWER FACTOR IN PERCENT TOTAL WAVE
$b,$	INDUCTION FACTOR IN PERCENT TOTAL WAVE
$d,$	MAGNIFICATION FACTOR IN PERCENT TOTAL WAVE
$f,$	FUNCTION OF ( )
$h,$	NEGATIVE VERSOR OPERATOR
$i,$	ARBITRARY IMAGINARY NUMBER
$j,$	SCALAR OR IMAGINARY NUMBER
$l,$	SCALAR OR IMAGINARY NUMBER
$k,$	POSITIVE VERSOR OPERATOR
$l,$	LENGTH, IN CENTIMETRES
$m,$	MASS, IN GRAMS
$n,$	ANGLE OF CYCLIC DIVISIONS TRAVERSED
$t,$	TIME VARIABLE, IN SECONDS
$u,$	IMAGINARY FREQUENCY IN NEPERS PER SECOND
$\alpha$	COMPONENT OF COMPLEX QUANTITY
$\beta$	COMPONENT OF COMPLEX QUANTITY
$(\gamma_c)$	FUNCTION OF TIME, WAVE FACTOR
$e$	BASIS OF NATURAL LOGARITHMS,
$\pi$	3.14159265, RATIO OF CIRCUMFERENCE TO DIA.
$\theta$	TIME ANGLE VARIABLE, IN RADIANUS
$\phi$	MAGNETIC FLUX, IN TOTAL LINES
$\psi$	DIELECTRIC FLUX, IN TOTAL LINES

## REFERENCES

- 1) INTRODUCTION TO DIELECTRIC & MAGNETIC DISCHARGES  
IN ELECTRICAL WINDINGS, B.S.R.A. NO TE-2, 1982
- 2) ELECTRIC DISCHARGES, WAVES, AND IMPULSES. CHPT II  
C.P. STEINMETZ, MCGRAW HILL, N.Y. 1914, 2nd Ed.
- 3) SYMBOLIC REPRESENTATION OF ALTERNATING ELECTRIC WAVES,  
ERIC DOLLARD, B.S.R.A. NO TE-3, 1985
- 4) THEORY & CALCULATION OF ALTERNATING CURRENT PHEN-  
OMENA, CHPT. V. C.P. STEINMETZ, MCGRAW HILL, N.Y.  
1900, THIRD EDITION.
- (5 & 6) THE IMAGINARY OF ALGEBRA, PAGE 38-35, ALEX  
MCFARLANE, AMERICAN ASSOCIATION FOR THE ADVANCEMENT  
OF SCIENCE VOL XLI (1891-1894)
- 7) PRINCIPLES OF THE ALGEBRA OF PHYSICS, A. MCFARLANE.  
AMERICAN ASSOCIATION FOR THE ADVANCEMENT OF SCIENCE  
VOL XL (1891-1894) PAGE 77
- 8) SAME AS REF (3)

## REFERENCES

- 9) REF (4) PAGE 36, A 26
- 10) REF (3)
- 11) REF (5) PAGE 41
- 12) REF (4) PAGE 478
- 13) REF (5) PAGE 43 - 45
- 14) REF (4) PAGE 395
- 15) REF (4) CHPT XXI & XXII
- 16) REF (2) CHPT I
- 17) ELECTROMAGNETIC THEORY, OLIVER HEAVISIDE, CHELSEA PRESS.  
THEORY & CALCULATION OF TRANSIENT WAVES & ELECTRIC  
OSCILLATIONS, "TRANSIENTS IN TIME & SPACE" C.P. STEINMETZ.  
MCGRAW HILL, 1910 THIRD EDITION.
- 18) "SPECIAL CASES" IN STEINMETZ (17)
- 19) REF (5) PAGE 40, 47

## FURTHER REFERENCE

- 20) IMPEDANCE, ANGULAR VELOCITIES & FREQUENCIES OF OSCILLATING  
CURRENT CIRCUITS, A. E. KENNELLY, INSTITUTE OF RADIO ENGINEERS  
NOV 2 1913
- 21) VECTOR POWER IN A.C. CIRCUITS, A. E. KENNELLY  
PROC. A.I.E.E. JUNE 29 1910

## APPENDIX 1

### REACTIVE ENERGY IN TRANSMISSION LINES

In the transmission of electrical energy from the substation to the load, the transmission line conveying this energy stores a certain amount in the space surrounding the line conductors, that is, energy is stored in the magnetic and dielectric flow that makes up the electric field of the conductor.

Thus, an interaction exists between this reactive energy of the line and the active and reactive energies of the load, since all must flow thru the same space.

As a matter of efficiency, the resistance of the transmission line must be very small, and is approximately zero. Likewise, the insulator conductance is also practically zero. In addition, because of the relatively low voltages and frequency, the dielectric susceptance is zero.

Hence, the only line coefficient of the line having significant magnitude is the line's magnetic reactance, which is directly proportional to the area enclosed by the total length of the line conductors. These approximations hold only for overhead lines. All four constants, R, G, X and B must be considered for underground cables.

For situations typically encountered in practice, it is permissible to assume the line as a pure reactance. The impedance of the line is given by

$$Z_1 = R_1 + j X_1 \quad \text{Ohms, Complex}$$

and  $R_1 < 10\% X_1$  Ohms

hence  $Z_1 \approx j X_1$  Ohms, Reactive (1)

and represented by the symbol



The impedance of the load is given by the symbolic expression,

$$z_o = k^0 R_o + k^1 X_o + \frac{1}{k^2 S_o} + \frac{1}{k^3 B_o} \quad \begin{array}{l} \text{Ohms,} \\ \text{Complex} \end{array} \quad (2)$$

Where

$R_o$  = Effective resistance of active energy consumption  
in Ohms, Real.

$X_o$  = Effective reactance of reactive energy consumption  
in Ohms, Reactive.

$S_o$  = Effective acceptance of active energy production  
in Mhos, Real.

$B_o$  = Effective suceptance of reactive energy production  
in Mhos, Reactive.

The algebraic operator is defined as

$$k^n = \sqrt[4]{+1}$$

$$k^n = \cos \frac{\pi}{2} n + j \sin \frac{\pi}{2} n$$

Where

$$k^1 = \text{First quarter cycle of lag, } 90^\circ = +j$$

$$k^2 = \text{Second quarter cycle of lag, } 180^\circ = -1$$

$$k^3 = \text{Third quarter cycle of lag, } 270^\circ = -j$$

$$k^4 = k^0 = \text{Complete cycle } 360^\circ = 0^\circ = +1$$

$$k^{-1} = \text{First quarter cycle of lead, } -90^\circ, +270^\circ = K^3 = -j$$

$$K^{-2} = \text{Second quarter cycle of lead, } 180^\circ = K^2 = -1$$

$$K^{-3} = \text{Third quarter cycle of lead, } -270^\circ, +90^\circ = k^1 = +j$$

$$K^{-4} = \text{Complete cycle } 0^\circ = 360^\circ = k^0 = +1$$

Hence

$$K^{-1} = \frac{1}{K^1} = -K^1$$

$$K^{-2} = \frac{1}{K^2} = +K^2$$

$$k^{-3} = \frac{1}{K^3} = -K^3$$

$$k^{-4} = \frac{1}{K^4} = +K^4 = K^0$$

Thus;

- 1) The resistance  $R_o$  has maximum effect at the beginning of the A.C. cycle; ( $0^\circ$ )
- 2) The reactance  $X_o$  has maximum effect at the first quarter of the cycle; ( $90^\circ$ )
- 3) The acceptance  $S_o$  has maximum effect at the second quarter of the A.C. cycle; ( $180^\circ$ )
- 4) The suceptance  $B_o$  has maximum effect at the third quarter of the A.C. cycle; ( $270^\circ$ )

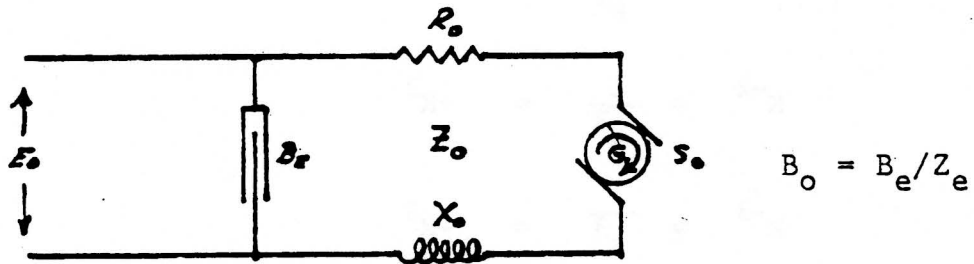
And inversely

- 1)  $R_o$  has maximum cause at the end of the A.C. cycle;
- 2)  $B_o$  has maximum cause at the first quarter of the A.C. cycle;

- 3)  $S_o$  has maximum cause at the second quarter of the A.C. cycle;
- 4)  $X_o$  has maximum cause at the third quarter of the A.C. cycle;

Consequently, E.M.F. is the cause and current is the effect and this is known as a constant potential system.

Let the constant potential load be represented by the schematic diagram:



And the equation of the total impedance of this circuit is given by

$$Z_o = (R_o - S_o^{-1}) + j (X_o - B_o^{-1}) \quad \text{Ohms, Complex} \quad (3)$$

The power factor is

$$a = (R_o - S_o^{-1}) / Z_o \quad \text{Percent} \quad (4)$$

The induction factor is

$$b = (X_o - B_o^{-1}) / Z_o \quad \text{Percent} \quad (5)$$

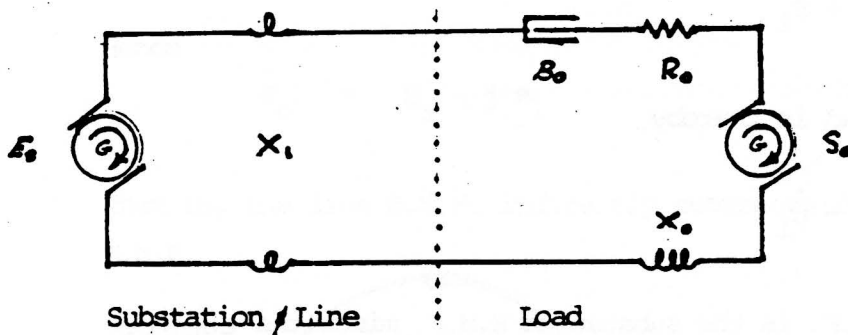
The combined impedance at the substation due to line and load is

$$Z_s = Z_1 + Z_o \quad \text{Ohms, Complex} \quad (6)$$

Substituting equations (1) and (3) into (6) gives,

$$Z_s = (R_o - S_o^{-1}) + j [(X_o + X_1) - B_o^{-1}] \quad (7)$$

And the schematic representation is



The E.M.F. consumed by line reactance is,

$$\dot{E}_1 = -\dot{I} j X_1 \quad \text{Volts, Reactive} \quad (8)$$

The E.M.F. consumed by the load impedance is,

$$\dot{E}_0 = -\dot{I} \left[ (R_0 - S_0^{-1}) + j (X_0 - B_0^{-1}) \right] \quad \text{Volts, Complex} \quad (9)$$

The E.M.F. at the substation is given by

$$\dot{E}_s = 7,200 \text{ volts}$$

By Kirchoff's Law, the sum of all E.M.F.s in a circuit must equal zero, thus

$$\dot{E}_s + \dot{E}_0 + \dot{E}_1 = 0$$

$$\dot{E}_s = -\dot{E}_0 - \dot{E}_1$$

$$K^2 \dot{E}_s = \dot{E}_0 + \dot{E}_1 \quad (10)$$

Where  $K^2$  indicates the substation is producing active energy.

Since the voltage is held constant at the substation (7200 volts), this voltage is the reference phase,

$$\left| K^2 \dot{E}_s \right| = \left| \dot{E}_s \right| = E_s = 7200 \text{ Volts Absolute} \quad (5)$$

Hence

$$E_s = \dot{E}_o + \dot{E}_1$$

The voltage at the load is thereby,

$$\dot{E}_o = E_s - \dot{E}_1 \quad (11)$$

That is, the load E.M.F. is the substation E.M.F. minus the complex line E.M.F.

Having established the complex voltage relations it is possible to investigate the effect the power factor of the load has upon the voltage drop of the line.

Since the voltage drop of the line is voltage gain with respect to  $\dot{E}_o$ , that is the voltage increases from load to substation if it drops from substation to load equation (8) becomes

$$\dot{E}_1 = + I j X_1 \quad \text{Volts, Reactive} \quad (12)$$

Taking the load voltage as reference gives for equation (9).

$$E_o = \dot{I} \left[ (R_o - S_o^{-1}) + j (X_o - B_o^{-1}) \right] \quad (13)$$

The voltage at the load is thus,

$$E_o = \left| \dot{E}_s - \dot{E}_1 \right| \quad (14)$$

If the load is a pure resistance, it has a power factor of +100%, and the load current is given by

$$I = \frac{E_o}{R_o} = +i_1 \quad \text{Amperes, Real}$$

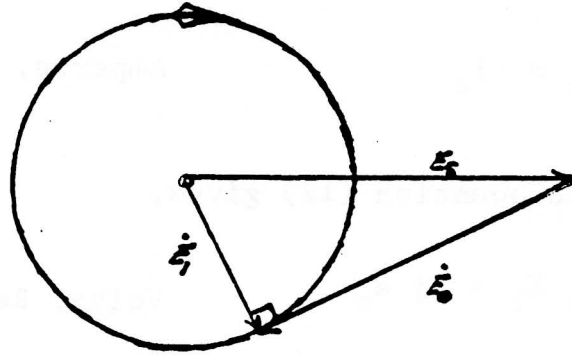
And substituting into equation (12) gives

$$\dot{E}_1 = j i_1 X_1 = + j e_1 \quad \text{Volts, Reactive} \quad (6)$$

Hence

$$\dot{E}_O = E_s - j e_1 \quad \text{Volts, Complex}$$

That is, the line E.M.F. indirectly subtracts from the substation E.M.F.



If the load is a pure magnetic reactance, consuming reactive energy, it has a power factor of 0% (Lag), and the load current is given by,

$$\dot{i} = \frac{E_O}{j X_O} = -j i_{11} \quad \text{Amperes, Reactive}$$

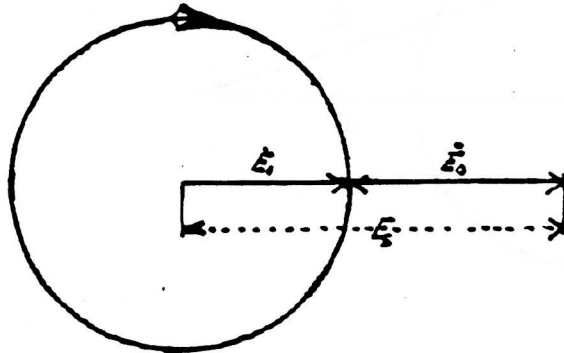
And substituting into equation (12) gives,

$$\dot{E}_1 = -j j i_{11} X_1 = + e_{11} \quad \text{Volts, Real}$$

Hence

$$\dot{E}_O = E_s - e_{11} \quad \text{Volts, Complex}$$

That is, the line E.M.F. directly subtracts from the substation E.M.F.



If the load is a pure acceptance, producing active energy, it has a power factor of -100%, and the load current is given by,

$$\dot{i} = -E_o S_o = -i_o \quad \text{Amperes, Real}$$

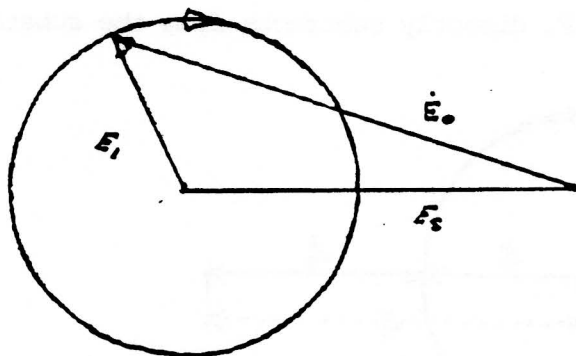
And substituting into equation (12) gives,

$$\dot{E}_1 = -j i_o X_1 = -j e_o \quad \text{Volts, Reactive}$$

Hence,

$$\dot{E}_o = E_s + j e_o \quad \text{Volts, Complex}$$

That is, the line E.M.F. indirectly adds to the substation voltage, resulting in a higher voltage at the load than at the substation.



If the load is a pure susceptance, producing reactive energy, it has a power factor of 0% (Lead), and the load current is given by,

$$\dot{I} = j E_0 B_0 = +j i_{\infty} \quad \text{Amperes, Reactive}$$

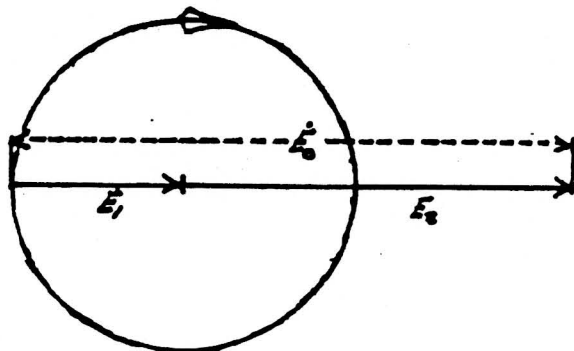
And substituting into (12) gives,

$$\dot{E}_1 = (+j)^2 i_{\infty} = -e_{\infty} \quad \text{Volts, Real}$$

Hence,

$$E_0 = E_s + e_{\infty} \quad \text{Volts, Complex}$$

That is, the line E.M.F. directly adds to the substation voltage, resulting in a higher voltage at the load than the substation.



Thus, it can be seen that the power factor, or more properly the wave factor, of the load has a definite effect on the voltage drop of the transmission line. A load of pure reactive energy consumption, such as a magnetic reactor, produces the maximum voltage drop since the E.M.F. consumed by the reactor is in phase conjunction with the E.M.F. consumed by line reactance. Inversely, a load of pure reactive energy production, such as a synchronous condenser, produces the maximum voltage gain since the E.M.F. produced by the condenser is in phase opposition with the E.M.F. consumed by line reactance.

It is of interest to note that a reactive load produces a real E.M.F. in the line, and a real load produces a reactive E.M.F. in the line. A reactive load such as a synchronous condenser converts the transmission line into an extension of the substation transformer by inducing a



forward E.M.F. in phase conjunction with the E.M.F. produced by the transformer winding.

Thus, it may be said that a load which consumes reactive energy increases the apparent distance to the substation, and a load which produces reactive energy decreases the apparent distance to the substation.



# 1991 BSRF PUBLICATIONS & VIDEOS

[Prices subject to change without notice]

- THE ABC OF VACUUM TUBES** (Lewis) \$9.95
- A PRIMER OF HIGHER SPACE** (Bragdon) \$13.31
- A SYSTEM OF CAUCASIAN YOGA** (Walewski) \$19.95
- ABRAMS METHOD OF DIAGNOSIS AND TREATMENT** (Barr) \$11.95
- THE AIDS/SYPHILIS CONNECTION** (McKenna) VHS \$29.95
- THE AMAZING SECRETS OF THE MASTERS OF THE FAR EAST** (Perara) \$8.95
- ARCHAIC ROCK INSCRIPTIONS** (Reader) \$14.95
- ASSORTED IDEAS ON TECHNOLOGY** (Resines) \$7.95
- ASTRO-CLIMATOLOGY** (Klocek) VHS \$29.95
- ASTROLOGY & BIOCHEMISTRY** (Sawtell) \$8.45
- ASTROSONICS** (Heleus) VHS \$29.95
- ASTRONOMY COURSE** (Steiner) \$20.00
- ATOMS & RAYS** (Lodge) \$16.95
- AUSTRALIAN ABORIGINAL HEALING** (Havecker) \$11.00
- AUTOMATED DETECTING DEVICES** (Resines) \$14.00
- A BIPOLAR THEORY OF LIVING PROCESSES** (Crile) \$34.95
- BIOCIRCUITS** (Patten) VHS \$29.95
- THE BOOK OF FORMULAS** (Hazelrigg) \$7.50
- THE CALCULATION AND MEASUREMENT OF INDUCTANCE AND CAPACITY** (Nottage) \$9.95
- THE CAMERON AURAMETER** (compiled) \$14.95
- THE CASE FOR THE UFO** (Jessup) \$18.95
- CENTER OF THE VORTEX** (Hamilton) \$14.75
- CERTAIN BODY REFLEXES** (Intl. Hahnemannian Committee) \$5.50
- COLLECTED PAPERS OF JOSE ALVAREZ LOPEZ** (Lopez) \$9.95
- COLOR- ITS MANIFESTATION AND VALUE** (Cowen) \$5.95
- COLOR CAN CHANGE YOUR LIFE** (Hardy) \$4.75
- THE COMING OF THE GUARDIANS** (Layne) \$11.95
- THE COMPLEX SECRET OF DR. T. HENRY MORAY** (Resines) \$11.95..
- CONDENSED INTRO TO TESLA TRANSFORMERS** (Dollard) \$11.00
- THE COSMIC PULSE OF LIFE** (Constable) \$24.95
- THE CRYSTAL BOOK** (Davidson) \$15.95
- DEMONSTRATION OF INSTRUMENT THAT DETECTS A BIOPHYSICAL FORCE** (Payne) VHS \$29.95
- DIELECTRIC & MAGNETIC DISCHARGES IN ELECTRICAL WINDINGS** (Dollard) \$7.95
- THE DROWN HOMO-VIBRA RAY AND RADIO VISION INSTRUMENTS: Rate Atlas** (Drown) \$33.00
- DR. SCHUESSLER'S BIOCHEMISTRY**, \$3.45
- EASY STRETCHING POSTURES - For Vitality & Beauty** (Stone) \$7.95
- THE EIDOPHONE VOICE FIGURES** (Hughes) \$7.95
- ELECTRICITY AND MATTER** (Thompson) \$12.95
- ELECTROMAGNETIC & GEOPATHIC POLLUTION** (Wiberg) VHS \$29.95
- ELECTRONIC REACTIONS OF ABRAMS** (Abrams) \$11.95
- ELECTRIC DISCHARGES, WAVES & IMPULSES, and OTHER TRANSDUCENTS** (Steinmetz) \$23.45
- ELEMENT AND ETHER** (Brown) VHS \$29.95
- THE ENERGY GRID I: FOUNDATION, EQUATIONS AND RAMIFICATIONS** (Resines) \$13.95
- THE ENERGY GRID II: ANGLES, MUSIC FROM THE SPHERES AND J. LOBACZEWSKI** (Resines) \$24.95
- THE ENERGY GRID III: MATHEMATICAL TRANSFORMATION AND THE MANY-GRIDS THEORY** (Resines) \$6.95
- ESSENTIALS OF MEDICAL ELECTRICITY** (Morton) \$29.95
- THE ETHER AND ITS VORTICES** (Krafft) \$9.95
- THE ETHER DRIFT EXPERIMENT** (Miller) \$6.95
- THE ETHERIC FORMATIVE FORCES IN COSMOS, EARTH & MAN** (Wachsmuth) \$20.95
- THE ETHER OF SPACE** (Lodge) \$15.95
- THE ETHER SHIP MYSTERY** (Layne) \$7.95
- THE ETHER-VORTEX CONCEPT** (Millard) \$3.00
- EVOLUTION OF MATTER** (Le Bon) \$39.95
- EVOLUTION OF FORCES** (Le Bon) \$29.95
- EXPERIMENTS ON ROTATION LEADING TO DEVELOPMENT OF THE N-MACHINE** (DePalma) VHS \$29.95
- THE EYE OF REVELATION - The Original Five Tibetan Rites of Rejuvenation** (Kelder) \$3.95
- FIVE RITES OF REJUVENATION** (BSRF) VHS \$29.95
- FLYING SAUCERS and HARMONY WITH NATURE** (Crabb) \$7.50
- FLYING SAUCERS AT EDWARDS AFB, 1954** (compiled) \$7.50
- FLYING SAUCERS ON THE MOON** (Crabb) \$6.95
- FOOTSTEPS ON THE HIGHWAY TO HEALTH** (Louise) \$15.95
- GLIMPSES OF THE UNSEEN WORLD** (Krafft) \$6.95
- GOLD RUSH GHOSTS** (Bradley & Gaddis) \$9.95
- GRAND ARCHITECTURE** \$3.33
- HANDBOOK OF MEDICAL ELECTRICITY** (Tibbits) \$16.95
- H-BOMBS HAVE US QUAKING** (Dibble) \$4.44
- THE HEART TO HEART TRANSPLANT** (Crabb) \$6.78
- THE HENDERSHOT MOTOR MYSTERY** (compiled Brown) \$9.96
- IMPLOSION - The Secret of Viktor Schauburger** (Brown) \$19.95
- INDUCTION COILS** (Lowell & Norrie) \$13.95
- INTRODUCTION TO ELECTRONIC THERAPY** (Colson) \$7.50
- INVESTIGATIONS OF THE ELECTRONIC REACTIONS OF ABRAMS** (compiled) \$19.95
- INVISIBLE RADIATIONS & THE MANY GRIDS THEORY** (Resines) VHS \$29.95

- IS CANCER CURABLE? (Kullgren) \$15.95
- THE KAHUNA RELIGION OF HAWAII (Bray & Low) \$6.95
- THE KOCH TREATMENT for Cancer and Allied Allergies (Layne) \$9.95
- THE LAKHOVSKY MULTIPLE WAVE OSCILLATOR HANDBOOK (Brown) \$16.95
- LAKHOVSKY MWO (BSRF) VHS \$29.95
- THE L.E. EEMAN REPORT (Brown) \$19.95
- THE LIES AND FALLACIES OF THE ENCYCLOPEDIA BRITANNICA (McCabe) \$7.50
- THE LIFE & WORK OF SIR J.C. BOSE (Geddes) \$20.75
- LITHIUM & LITHIUM CRYSTALS (Haroldine) \$9.95
- THE MAGICAL FREQUENCY BAND (Hills) VHS \$29.95
- MAGNETIC CURRENT (Leeds-kalnin) \$4.45
- MAN, MOON AND PLANT (Staddon) \$7.95
- THE METATRON THEORY (Hilliard) \$5.55
- M.K. JESSUP & THE ALLENDE LETTERS (BSRF) \$7.95
- THE MORLEY MARTIN EXPERIMENTS AND THE EXPERIMENTS OF DR. CHARLES W. LITTLEFIELD & WILHELM REICH \$9.95
- MY ELECTROMAGNETIC SPHERICAL THEORY & MY MY EXPERIMENTS TO PROVE IT (Spring) VHS \$29.95
- MY SEARCH FOR RADIONIC TRUTHS (Denning) \$9.95
- NATURE WAS MY TEACHER (BSRF) VHS \$29.95
- NEW HORIZONS OF COLOUR, ART, MUSIC & SONG (Louise) \$8.95s
- NEW LIGHT ON THERAPEUTIC ENERGIES (Gallert) \$39.95
- O<sub>2</sub>XYGEN THERAPIES (McCabe) VHS \$29.95
- PATHOCLAST INSTRUCTION BOOK \$15.95
- PATHOMETRIC JOURNAL and Experimental Data \$17.95
- THE PHENOMENA OF LIFE (Crile) \$29.95
- PLANT AUTOGRAPHS & THEIR REVELATIONS (Bose) \$19.50
- THE POWERS BEHIND THE RAINBOW (Nicolaidis) \$1.50
- THE PRINCIPLE OF VARIATIONAL HOMOGENEITY (Lopez) \$6.95
- PRINCIPLES OF LIGHT AND COLOR (Babbitt) \$100.00
- PROCEEDINGS OF THE SCIENTIFIC & TECHNICAL CONGRESS OF RADIONICS AND RADIESTESIA, \$29.95
- THE PSYCHEDELIC EXPERIENCE (Crabb compiled.) \$7.65
- PSYCHICAL PHYSICS (Tromp) \$39.95
- PSYCHO-HARMONIAL PHILOSOPHY (Pearson) \$21.95
- QUESTIONS AND ANSWERS ABOUT ELECTRICITY \$9.95
- RADIANT ENERGY (Moray) \$4.75
- RADIATIONS OF THE BRAIN (Brunler) \$2.22
- RADIOCLAST INSTRUCTION MANUAL with Rate Atlas (Miller) \$9.95
- RADIONICS - MORPHIC RESONANCE & SPECTRO-VIBRATORY IMAGING (Beans) VHS \$29.95
- RADIONICS - NEW AGE SCIENCE (compiled) \$21.95
- RAYS OF POSITIVE ELECTRICITY (Thompson) \$19.95
- THE RAY OF DISCOVERY I: TESLA (Vassilatos) VHS \$29.95
- THE RAY OF DISCOVERY II: RIFE (Vassilatos) VHS \$29.95
- THE RAY OF DISCOVERY III: MEDICAL RADIONICS (Vassilatos) VHS \$29.95
- REALITY OF THE UNDERGROUND CAVERN WORLD (Crabb) \$5.65
- RELATIVITY AND SPACE (Steinmetz) \$21.12
- REPORT ON RADIONIC RESEARCH PROJECT \$4.44
- REVOLUTION IN FARMING & HUSBANDRY (Bast) VHS \$29.95
- ROYAL R. RIFE REPORT (compiled) \$15.95
- SCIENCE & PHILOSOPHY OF THE DROWN RADIO THERAPY (Drown) \$12.95
- SECRET OF THE SCHAUBERGER SAUCER (Resines) \$4.95
- SELF PROPULSION (Lopez) \$5.95
- SOME FREE ENERGY DEVICES (Resines) \$17.50
- SPIRITUAL SCIENTIFIC MEDICINE (Maret) VHS \$29.95
- THE STRUCTURE OF THE ATOM (Krafft.) \$6.95
- SUNSPOTS & THEIR EFFECTS (Stetson) \$17.95
- SYMBOLIC REPRESENTATION OF ALTERNATING ELECTRIC WAVES (Dollard) \$8.65
- SYMBOLIC REPRESENTATION OF THE GENERALIZED ELECTRIC WAVE (Dollard) \$12.95
- TESLA'S LONGITUDINAL ELECTRICITY (Dollard) VHS \$29.95
- THEORY AND TECHNIQUE OF THE DROWN HOMO-VIBRA RAY (Drown) \$29.95
- THEORY OF WIRELESS POWER (Dollard) \$10.80
- THREE GREAT AQUARIAN AGE HEALERS (Crabb) \$9.75
- TRANSVERSE & LONGITUDINAL ELECTRIC WAVES (Dollard) VHS \$29.95
- T-SHIRTS \$15.00
- TWO INVENTORS RETURN AND PROJECT HERMES (Wright) \$7.45
- YOU DON'T HAVE TO DIE (Hoxsey) \$22.95
- VITIC Bochure (Layne) \$7.95
- VITIC POWER RODS \$99.00
- WORKING OF THE STARS IN EARTHLY SUBSTANCE (Davidson) VHS \$29.95

**REQUEST OUR 1991  
CATALOG**  
32 pages & full of  
descriptions

**ORDERING INFO:**

Send check or money order to:  
Borderland Sciences Research  
Foundation  
PO Box 429, Garberville, CA  
95440

**POSTAGE & HANDLING FEES:**  
BOOKS/VIDEOS/etc: \$2.75 first  
item, plus \$.75 each additional item.  
CALIFORNIA RESIDENTS add  
7.25% state sales tax.

"Almost legendary..." Fortean Times

# The Journal of Borderland Research

SERVING HIGHER INTELLIGENCE SINCE 1945

## A RENAISSANCE IS HAPPENING IN THE BORDERLANDS OF SCIENCE!

A phenomenal rebirth of ancient knowledge and suppressed technology – a far-reaching exploration of futuristic visions. THE JOURNAL OF BORDERLAND RESEARCH has been at the helm of these exciting discoveries for over 45 years, transporting its readers into a rich and provocative world of ideas and practical information far beyond other contemporary scientific and New Age publications.

Shedding the old, materialistic view of the world, this Free-Thought Scientific Forum examines the living energy of a living Universe, probing deeply beyond the accepted boundaries of body, mind and spirit. Here you will find researchers from all parts of the globe sharing their discoveries, exchanging ideas and opening wide dynamic new avenues of exploration.

Fascinating subjects investigated in this Borderland beyond the visible world include: Archetypal Forms and Forces of Nature, and Developing the Imagination & Intuition to Perceive Them; Light & Color; Radionics; Dowsing, Homeopathy, & Other Subtle Energy Arts; Ether Physics and the Rediscovered Etherial Forces; the Controversial Field of Free Energy & Devices You can Build; Orgone Energy; Water - the Vital Substance of Life; Inventions of Nikola Tesla and the Secrets of Electricity; Alchemy, Initiation and the Science of the Stars; The World Energy Grid & Cosmic Weather Report; Anomalies and Fortean Phenomena; Hypnosis; Photography of the Invisible and the UFO Enigma; and much, much more...

Share in the birth of an evolved new science that will not only transmute your awareness, but transform the world! Sign up now as a member of Borderland Sciences and receive THE JOURNAL OF BORDERLAND RESEARCH.

**BORDERLAND SCIENCES RESEARCH FOUNDATION**  
PO Box 429, Garberville CA 95440

**YES**, I wish to join the most progressive alternative scientific movement on this planet and receive the foremost spiritual-scientific publication available – *The Journal of Borderland Research*. Membership entitles me to six bi-monthly issues of the *Journal*. Start me with the current issue...

- Sample issue - \$3
- Regular membership - \$25/year
- Senior (over 65) or Student membership - \$15/year
- Supporting membership - \$50/year (Thanks!)
- Sustaining membership - \$100/year (Thanks!!)
- Life membership - \$1000 (Journal for life)
- Here's a donation of \$\_\_\_\_\_ to support your efforts.

**JOIN NOW!!**

NAME \_\_\_\_\_ DATE \_\_\_\_\_  
ADDRESS \_\_\_\_\_  
CITY \_\_\_\_\_ STATE/COUNTRY \_\_\_\_\_ ZIP \_\_\_\_\_

# Journal of Geographical Research

Volume 10, Number 1, 1974

## A NEW FRONTIER IN RESEARCH IN THE SCIENCE OF GEOGRAPHY

The Journal of Geographical Research is a new journal devoted to the publication of original research in the field of geography. It is published quarterly by the American Geographical Society. The journal is open to all geographers, regardless of their institutional affiliation, and is particularly interested in research that is innovative and interdisciplinary. The journal's content should be directly influential on the practice of geography and should contribute to the understanding of the human-environment relationship.

The journal is published by the American Geographical Society, 400 Park Avenue South, New York, New York 10017. The subscription price for institutions is \$120.00 per year, and for individuals is \$40.00 per year. Single issues are available for purchase at \$15.00. The journal is indexed and abstracted in Current Contents/Social and Behavioral Sciences, Current Contents/Social and Behavioral Sciences, Current Contents/Social and Behavioral Sciences, and Current Contents/Social and Behavioral Sciences.

The journal is published by the American Geographical Society, 400 Park Avenue South, New York, New York 10017. The subscription price for institutions is \$120.00 per year, and for individuals is \$40.00 per year. Single issues are available for purchase at \$15.00. The journal is indexed and abstracted in Current Contents/Social and Behavioral Sciences, Current Contents/Social and Behavioral Sciences, Current Contents/Social and Behavioral Sciences, and Current Contents/Social and Behavioral Sciences.

The journal is published by the American Geographical Society, 400 Park Avenue South, New York, New York 10017. The subscription price for institutions is \$120.00 per year, and for individuals is \$40.00 per year. Single issues are available for purchase at \$15.00. The journal is indexed and abstracted in Current Contents/Social and Behavioral Sciences, Current Contents/Social and Behavioral Sciences, Current Contents/Social and Behavioral Sciences, and Current Contents/Social and Behavioral Sciences.

The journal is published by the American Geographical Society, 400 Park Avenue South, New York, New York 10017. The subscription price for institutions is \$120.00 per year, and for individuals is \$40.00 per year. Single issues are available for purchase at \$15.00. The journal is indexed and abstracted in Current Contents/Social and Behavioral Sciences, Current Contents/Social and Behavioral Sciences, Current Contents/Social and Behavioral Sciences, and Current Contents/Social and Behavioral Sciences.

The journal is published by the American Geographical Society, 400 Park Avenue South, New York, New York 10017. The subscription price for institutions is \$120.00 per year, and for individuals is \$40.00 per year. Single issues are available for purchase at \$15.00. The journal is indexed and abstracted in Current Contents/Social and Behavioral Sciences, Current Contents/Social and Behavioral Sciences, Current Contents/Social and Behavioral Sciences, and Current Contents/Social and Behavioral Sciences.

The journal is published by the American Geographical Society, 400 Park Avenue South, New York, New York 10017. The subscription price for institutions is \$120.00 per year, and for individuals is \$40.00 per year. Single issues are available for purchase at \$15.00. The journal is indexed and abstracted in Current Contents/Social and Behavioral Sciences, Current Contents/Social and Behavioral Sciences, Current Contents/Social and Behavioral Sciences, and Current Contents/Social and Behavioral Sciences.

The journal is published by the American Geographical Society, 400 Park Avenue South, New York, New York 10017. The subscription price for institutions is \$120.00 per year, and for individuals is \$40.00 per year. Single issues are available for purchase at \$15.00. The journal is indexed and abstracted in Current Contents/Social and Behavioral Sciences, Current Contents/Social and Behavioral Sciences, Current Contents/Social and Behavioral Sciences, and Current Contents/Social and Behavioral Sciences.

The journal is published by the American Geographical Society, 400 Park Avenue South, New York, New York 10017. The subscription price for institutions is \$120.00 per year, and for individuals is \$40.00 per year. Single issues are available for purchase at \$15.00. The journal is indexed and abstracted in Current Contents/Social and Behavioral Sciences, Current Contents/Social and Behavioral Sciences, Current Contents/Social and Behavioral Sciences, and Current Contents/Social and Behavioral Sciences.